

Manual
ABCD WAVE INDICATOR



WWW.FOREX-WAREZ.COM
ANDREYBBRY@GMAIL.COM SKYPE: ANDREYBBRY

CONTENTS

INDICATOR DESCRIPTION	2
INDICATOR SETTINGS	5
DISCLAIMER.....	8

Indicator Description

The ABCD Wave Indicator Plots three ABCD wave patterns. First it will plot a basic wave which consists of 4 swing points and three legs in between. Second, an ABCD Wave based on Fibonacci Retracements will be plotted. This is the primary ABCD Wave Pattern the indicator is looking for. The Fibonacci ABCD Wave Pattern is very strong and noting the swing points is very helpful in making entry decisions. Third, the ABCD Time and Price Plot is based on cycle theory, that time and price patterns are symmetrical.

The indicator works on any market and any time frame.

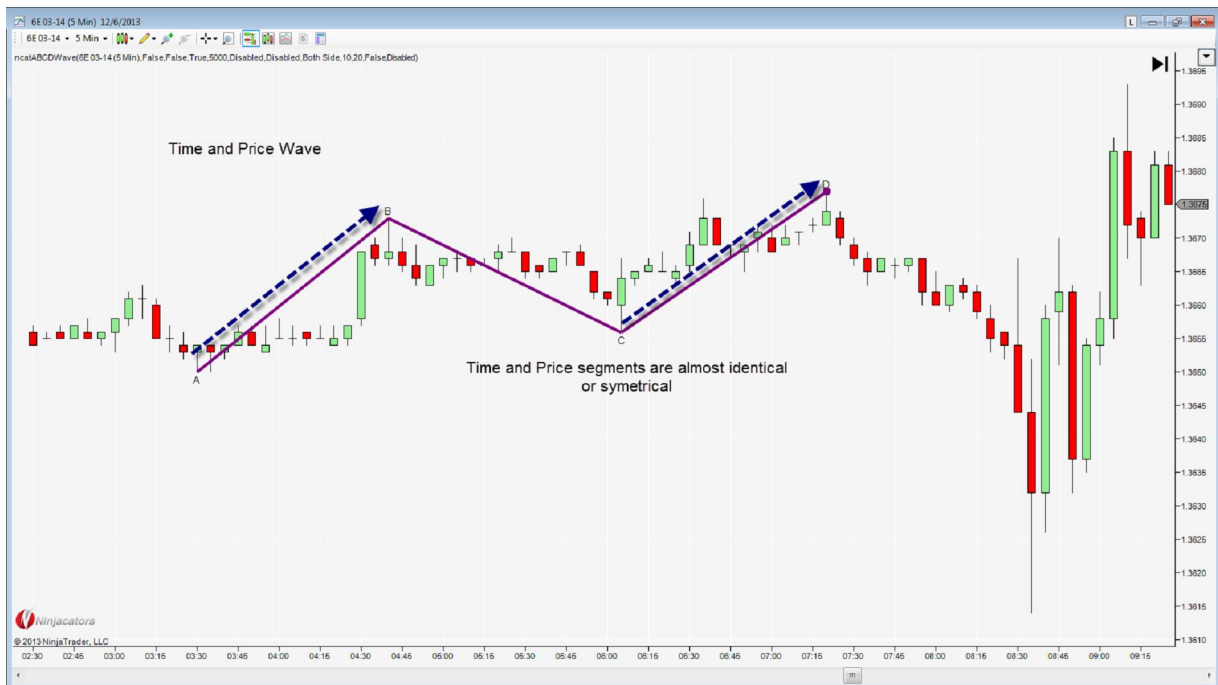
As we designed this indicator especially for “longer” term trades like Swing Trades you will take a look at time periods of 60 minutes, 240 minutes, 480 minutes, Daily and Weekly charts to identify the patterns of interest. To confirm this patterns on a smaller time period we found that 5 till 30 minute charts do a great job.

Important Tip: It is always powerful to find overlaying matching informations over several periods to find the best possible setup!

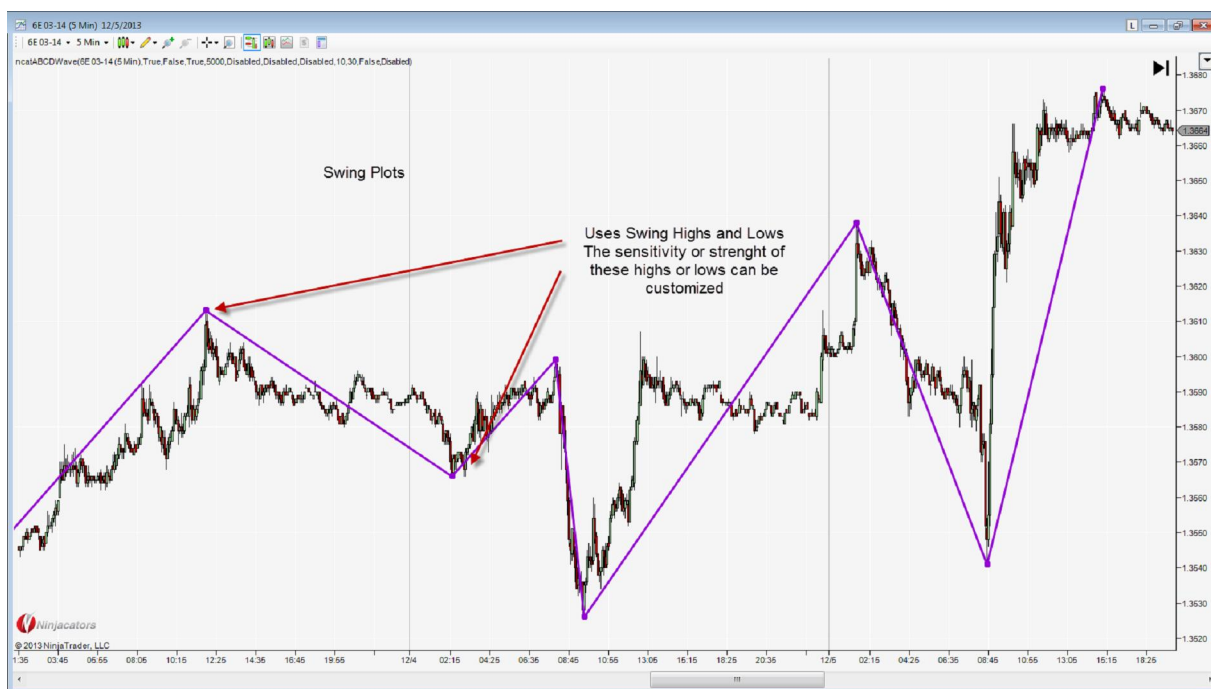
Below are examples of each.



WWW.FOREX-WAREZ.COM
ANDREYBBRY@GMAIL.COM SKYPE: ANDREYBBRY














This indicator also plots swing highs and lows. The sensitivity or strength of which can be customized. It will also give you retracement and time value of each counter wave.



WWW.FOREX-WAREZ.COM
ANDREYBBRY@GMAIL.COM SKYPE: ANDREYBBRY

Indicator Settings

[-] Ninjacators		
ShortLogo	False	1
[-] Alerts		
AlertPattern	Disabled	2
[-] Basic Parameters		
Bars Lookback	5000	
FontSize	7	
Show Historical Pattern	True	3
Strength of Swing	20	
[-] Drawings		
Draw Swing line	True	4
Draw Swing Relations	True	
[-] Search for		
ABCD Wave	Disabled	
Ideal Fibonacci Wave	Both Side	5
Ideal Price Time Wave	Disabled	
[-] Data		
Calculate on bar close	True	
Input series	6E 03-14 (1 Min)	6
Maximum bars look back	TwoHundredFiftySix	
[-] Visual		
Auto scale	True	
Displacement	0	
Display in Data Box	True	
Label	ncatABCDWave	7
Panel	Same as input series	
Price marker(s)	False	
Scale justification	Right	
[-] Plots		
Description Color	 Black	
[-] ABCD Relations	 Dot; Solid; 2px	
[-] ABCD Wave Bearish	 Dot; Solid; 4px	
[-] ABCD Wave Bullish	 Dot; Solid; 4px	
[-] Ideal Fibonacci Wave Bearish	 Dot; Solid; 4px	
[-] Ideal Fibonacci Wave Bullish	 Dot; Solid; 4px	
[-] Ideal Price Time Wave Bearish	 Dot; Solid; 4px	
[-] Ideal Price Time Wave Bullish	 Dot; Solid; 4px	
[-] Swing	 Dot; Solid; 1px	
[-] Swing Relations 1	 Dot; Solid; 1px	
[-] Swing Relations 2	 Dot; Solid; 1px	8

- NUMBER 1** **False:** This will display the short Ninjacators logo
True: This will display the long Ninjacators logo
- NUMBER 2** **Alert Pattern:** Disabled: Turns alert on/off.
- NUMBER 3** **Basic Parameters**
Bar Lookback: 5000 This is how many bars the ABCD wave will look back to.
FontSize: 7 This allows you to increase or decrease the font size for the labels
Show Historical Pattern: TRUE a False setting will NOT display historical patterns
Strength of Swing: 20 This define how a swing high/low is calculated. Smaller numbers will yeild more swings points and higher numbers will yeild less swing points.
- NUMBER 4** **Drawings**
Draw Swing Line: True : a False setting will turn the swing line off.
Draw Swing Line Relations: True a False setting will turn the swing line relations off
- NUMBER 5** **Search for**
ABCD Wave:
Bull: Turns ONLY Bull side pattern ON
Bear: Turns ONLY Bear side patter ON
Both Side: Turns ON both Bull AND Bear patterns
Disabled: Turns Plot off/on
- Ideal Fibonacci Wave:**
Bull: Turns ONLY Bull side pattern ON
Bear: Turns ONLY Bear side patter ON
Both Side: Turns ON both Bull AND Bear patterns
Disabled: Turns Plot off/on
- Ideal Price Time Wave:**
Bull: Turns ONLY Bull side pattern ON
Bear: Turns ONLY Bear side patter ON
Both Side: Turns ON both Bull AND Bear patterns
Disabled: Turns Plot off/on
- NUMBER 6** **Data:**
Calculate on bar close: True: Waits for close of bar before calculating Wave.
Input Series: This default should Not be changed.
Maximum bars look back: 256 : Do Not Change

NUMBER 7 **Visual:** Please DO NOT Change
Auto scale: True
Displacement: 0
Display in Data Box: True
Label: nacat ABCEWave
Panel: Same as input series
Price markers: False
Scale justification: Right

NUMBER 8 Plots
Description Color: Black : Customize colors if desired.
ABCD Relations:
Color: Customize color if desired.
Dash style: Customize style if desired.
Plot style: Customize style if desired.
Width: Customize width of line if desired.
ABCD Wave Bearish:
Color: Customize color if desired.
Dash style: Customize style if desired.
Plot style: Customize style if desired.
Width: Customize width of line if desired.
ABCD Wave Bullish:
Color: Customize color if desired.
Dash style: Customize style if desired.
Plot style: Customize style if desired.
Width: Customize width of line if desired.

Disclaimer

ALL SOFTWARE IS PROVIDED TO YOU AS IS AND THERE ARE NO WARRANTIES, CLAIMS OR REPRESENTATIONS MADE BY Ninjacators.com OR ITS SUPPLIERS, EITHER EXPRESS, IMPLIED, OR STATUTORY, WITH RESPECT TO THE SOFTWARE, INCLUDING WARRANTIES OR CONDITIONS OF TITLE, QUALITY, PERFORMANCE, NONINFRINGEMENT, MERCHANTABILITY, OR FITNESS FOR A PARTICULAR PURPOSE, NOR ARE THERE ANY WARRANTIES CREATED BY COURSE OF DEALING, COURSE OF PERFORMANCE, OR TRADE USAGE. NINJACATORS.COM AND ITS SUPPLIERS DO NOT WARRANT THAT THE SOFTWARE WILL MEET YOUR NEEDS OR BE FREE FROM ERRORS, OR THAT THE OPERATIONS OF THE SOFTWARE WILL BE UNINTERRUPTED. NINJACATORS.COM AND ITS SUPPLIERS DO NOT WARRANT THE ACCURACY OF THE REPORTS GENERATED. THE FOREGOING EXCLUSIONS AND DISCLAIMERS ARE AN ESSENTIAL PART OF THIS AGREEMENT AND FORMED THE BASIS FOR DETERMINING THE PRICE CHARGED FOR THE PRODUCTS. SOME STATES DO NOT ALLOW EXCLUSION OF AN IMPLIED WARRANTY, SO THIS DISCLAIMER MAY NOT APPLY TO YOU.

NINJACATORS.COM AND ITS SUPPLIERS WILL NOT BE LIABLE TO YOU OR ANY THIRD-PARTY CLAIMANT FOR ANY INDIRECT, SPECIAL, PUNITIVE, CONSEQUENTIAL, OR INCIDENTAL DAMAGES, WHETHER BASED ON CONTRACT, NEGLIGENCE, STRICT LIABILITY, OR OTHER TORT, BREACH OF ANY STATUTORY DUTY, INDEMNITY OR CONTRIBUTION, OR OTHERWISE, EVEN IF ADVISED OF THE POSSIBILITY OF SUCH DAMAGES. SOME STATES DO NOT ALLOW THE LIMITATION OR EXCLUSION OF LIABILITY FOR INCIDENTAL OR CONSEQUENTIAL DAMAGES, SO THE LIMITATIONS OR EXCLUSIONS IN THIS PARAGRAPH MAY NOT APPLY TO YOU.

Ninjacators.com and its suppliers shall not be liable in any respect for failures to perform hereunder due wholly or substantially to the elements, acts of God, labor disputes, acts of terrorism, acts of civil or military authority, fires, floods, epidemics, quarantine restrictions, armed hostilities, riots and other unavoidable events beyond the control of Ninjacators.com or its suppliers, and the time for performance of obligations hereunder by Ninjacators.com or its suppliers subject to such event shall be extended for the duration of such event.

Ninjacators.com a property of Ninjacators LLC did not summon and/or recommend ANY kind of trading, trading decisions, investment and investment decisions.

CFTC RULE 4.41 - HYPOTHETICAL OR SIMULATED PERFORMANCE RESULTS HAVE CERTAIN LIMITATIONS. UNLIKE AN ACTUAL PERFORMANCE RECORD, SIMULATED RESULTS DO NOT REPRESENT ACTUAL TRADING. ALSO, SINCE THE TRADES HAVE NOT BEEN EXECUTED, THE RESULTS MAY HAVE UNDER-OR-OVER COMPENSATED FOR THE IMPACT, IF ANY, OF CERTAIN MARKET FACTORS, SUCH AS LACK OF LIQUIDITY. SIMULATED TRADING PROGRAMS IN GENERAL ARE ALSO SUBJECT TO THE FACT THAT THEY ARE DESIGNED WITH THE BENEFIT OF HINDSIGHT. NO REPRESENTATION IS BEING MADE THAT ANY ACCOUNT WILL OR IS LIKELY TO ACHIEVE PROFIT OR LOSSES SIMILAR TO THOSE SHOWN.

GOVERNMENT REGULATIONS REQUIRE DISCLOSURE OF THE FACT THAT WHILE THESE METHODS MAY HAVE WORKED IN THE PAST, PAST RESULTS ARE NOT NECESSARILY INDICATIVE OF FUTURE RESULTS. WHILE THERE IS A POTENTIAL FOR PROFITS THERE IS ALSO A RISK OF LOSS. A LOSS INCURRED IN CONNECTION WITH TRADING FUTURES, STOCKS, FOREX, OPTIONS OR ANY KIND OF OTHER TRADING PRODUCTS CAN BE SIGNIFICANT. YOU SHOULD THEREFORE CAREFULLY CONSIDER WHETHER SUCH TRADING IS SUITABLE FOR YOU IN LIGHT OF YOUR FINANCIAL CONDITION SINCE ALL SPECULATIVE TRADING IS INHERENTLY RISKY AND SHOULD ONLY BE UNDERTAKEN BY INDIVIDUALS WITH ADEQUATE RISK CAPITAL.