

Educating stock & commodity traders on mechanical systems since 1985.

[www.FuturesTruth.com](http://www.FuturesTruth.com)

# Futures Truth Magazine

#1-2010 Issue

Adversity Is Often the  
Mother of Innovation

by Tom J. Reavis

**There Is Always Someone  
Who's Making Money**  
by Adrienne Toghraie

**George's Corner: Three  
Systems From George's Archives**  
by George Pruitt

**New Systems In This Issue:**

Castor YM, Odyssey EM, Vantage MR,  
Pegasus ES, Vantage NQ and Odyssey MR  
by Inspired Trading Systems

Trendfinder-Bobcat 1, Trendfinder-Bobcat 2,  
Trendfinder-Cougar, Trendfinder-Lion 1,  
Trendfinder-Lion 2 & Trendfinder-Tiger  
by Trendfinder Trading Systems, LLC

Top 10 Tables 3 | Master Performance Table 12 | Vendor Index 60

## The New Standard in Trading Platforms

Introducing

### TradersStudio® 2.5



Building your own trading systems has never been easier with our new Drag and Drop Programming Wizard.

New Sessions built especially for Forex traders, including the effects of the interest rate differential and leverage adjusted margin.

TradersStudio also offers the most advance Stock analysis, including the effect of splits and dividends. See the real entry and exit prices and correctly apply Money Management methods to your Equity trading.

Our revolutionary platform will allow you to develop, test and optimize trading systems easier than ever. You can even optimize Money Management strategies with a few mouse clicks.

***From Ideas To Profits!™*** Get the tools to be a Successful Trader

**TradersStudio®** gives you the kind of trading system developing and testing tools once only available to institutional funds managing billions of dollars and makes it understandable and affordable to the average trader.

In today's dynamic markets, powerful trading tools like walk forward testing helps you evaluate the robustness of your system and helps you develop trading methodologies, which will be profitable in the future. TradersStudio offers portfolio based walk forward testing as part of its basic package. This is one example of the type of technologies used by hedge funds in custom developed software costing millions of dollars which TradersStudio brings to the average traders desktop for only \$599.00.

TradersStudio's revolutionary user interface let's you develop, optimize, test and trade systems on a basket of markets with a few mouse clicks. Use its powerful analytical tools to improve the performance and test the reliability of your existing systems or new ones you develop.

If you are interested in Trade Management and Money Management methodologies, screening trades, rebalancing portfolios, TradersStudio is for you. TradersStudio can allow you to even develop these methods across multiple systems using the same account, with just a few mouse clicks. Nothing is more powerful than TradersStudio. Now you can get an extra \$100.00 off of TradersStudio for a limited time now only \$499.00.

**Bonus:** By mentioning this ad, receive Murray Ruggiero's system development course a \$99.00 value, free for the first 50 people to order TradersStudio.

1 Mission Statement

2 Margin Table

3 Top Ten Tables

3 Hypothetical Performance  
Disclaimer & Risk Information

4 Systems Tracked In This Issue

8 Systems Ranked By Commodity

11 Testing Information

12 Master Performance Table

58 For The Record

60 Vendor Directory

FTC was established to bring truth to the world of publicly offered trading systems. The public is literally flooded with trading systems which carry promise of great wealth, if one only has the discipline to "follow the system". Many traders have purchased systems for large sums of money only to find out later that the system is worthless. Our purpose is to provide information to assist you in both the purchasing of and the actual decision to trade a system. It is up to you to reach your own conclusion from the facts we present.

**There is a substantial risk of loss in futures trading.** The high degree of leverage that is found in futures (because of small margin requirements) can work against you as well as for you, i.e., you can have large losses as well as large gains.

Computer studies for this publication were done by George Pruitt and Joe Bobek. Copyright© 2009 by Futures Truth™ Co. The information in this publication is confidential and for the exclusive use of FTC subscribers ONLY. No reproduction in any form is permitted without written consent. The contents of this publication have been carefully gathered from sources believed to be reliable, but accuracy of the information is not guaranteed. Use it at your own risk. No representation can be made that future performance of any system will bear any relation to past performance.

#### **CONFLICTS OF INTEREST:**

- Futures Truth™ is a registered CTA & trades for its own account.
- The owner of Futures Truth™ has an affiliation with the brokerage firm, Commodity Research Institute (CRI), a registered IB.
- Brokers with CRI have systems that we track in Futures Truth™ Magazine. These systems are Stafford S&P Daytrade, FT S&P Daytrade, Universal, Universal LT, Pendulum, and Universal 2.0.
- Futures Truth™ Magazine does track and may trade systems that are created and sold by Futures Truth™ Company. These systems are Samurai 7, Samurai 31, Samurai 35, Dynamic Breakout, FT Version Turtle Trading, and Dynamic Moving Average Crossover.

Issue # 1 • 2010



### GEORGE'S CORNER

#### Three Systems From George's Archives

Over the years, George has developed a large number of systems for Futures Truth as well as other publications. Ranging from short-term swing traders to long-term trend followers and day traders, they run the gamut of trading styles. In this installment of George's Corner, he picked three that looked promising over the years and reevaluated them. You'll see not only their updated performance but code where possible.

35



### ADVERSITY IS OFTEN THE MOTHER OF INNOVATION

As a day-trader in the "pits" of the CME for over thirty years, Tom Reavis of Worldwide Futures Systems, learned a lot by watching who was making money. Today, his company trades a portfolio of over 200 proprietary day trading systems. Due to recent market conditions he needed to find a way to stay out of the market on choppy days. He's developed the "73 Indicator" to do just that. Find out more on exactly how this indicator works.

48



### THERE IS ALWAYS SOMEONE WHO'S MAKING MONEY

When Adrienne Toghraie, the Trader's Success Coach, hears a trader announce that he is no longer trading because there is no moeny to be made in the markets, she like to give them a firm reminder. Don't miss her take on why you should stay in the market.

54



### CTA RESOURCE REVIEW

We live in interesting financial times and many investors are changing the way they make investment decisions. Get a look at the YTD Rankings of the Top 25 New CTAs.

57



### Margins Used For the Master Performance Table

10 Year Notes	\$4,000	Cotton	\$2,000	Live Cattle	\$1,000	Orange Juice	\$900	Unleaded Gas	\$5,000
5 Year Notes	\$1,000	Crude Oil	\$4,500	Live Hogs	\$1,050	Platinum	\$4,500	US Bonds	\$4,000
Australian \$	\$2,500	Dollar Index	\$1,200	Lumber	\$1,100	Pork Bellies	\$1,200	Wheat	\$4,000
Bean Oil	\$2,627	Dow Jones	\$10,400	Mini Midcap	\$7,500	Rough Rice	\$1,250		
British Pound	\$2,000	Euro Currency	\$3,500	Mini Nasdaq	\$3,500	S&P 500	\$28,125		
Canadian \$	\$1,800	Eurodollar	\$750	Mini Russell	\$7,500	Silver	\$4,000		
Cocoa	\$2,500	Feeder Cattle	\$800	Mini S&P	\$4,500	Soybean Meal	\$2,000		
Coffee	\$2,400	Gold	\$3,333	Nasdaq	\$17,500	Soybeans	\$3,000		
Copper	\$4,500	Heating Oil	\$5,000	Natural Gas	\$4,500	Sugar	\$1,800		
Corn	\$1,200	Japanese Yen	\$3,000	Nikkei	\$5,000	Swiss Franc	\$3,100		

*Last updated October 2009*

**Nobody ever lost money taking a profit.  
- Bernard Baruch**

# Actual Trade Results

At Auto Trading Systems we offer a number of programs trading a variety of contracts where **we trade our own proprietary accounts** alongside customers and can provide actual trade fill results not just hypothetical results. See our website examples.

## CTA Managed Program Available

Active short term - highly liquid contracts - \$50,000/\$25,000 notional

**Brokers, Funds, Traders get on board and trade what we trade!**

**[www.autotrading.com](http://www.autotrading.com)**



"Our clients like the fact that they are trading what we do in our own accounts also. See our website for details"

TIM REA, PRINCIPAL



# Auto Trading Systems



# TOP TEN TABLES

## TOP TEN SINCE RELEASE DATE

	System	Annual % Ret
1	TSL_CEL_NG_1.1	289.1%
2	ChrisVivienne	257.8%
3	Dual Thrust	241.4%
4	Natural Gas Offense	222.0%
5	Natural Gas Trader	159.9%
6	Auto Core Duo	150.3%
7	RC Beginner	149.4%
8	TSL_CEL_SP1	125.9%
9	TSL_SP_1.0Z	125.6%
10	Trend Weaver	114.0%

## TOP TEN FOR PAST 12 MONTHS

	System	Annual % Ret
1	Black Gold	236.7%
2	TSL_CEL_NG_1.1	199.6%
3	ATS 6400	173.5%
4	Q-Tech SP	155.6%
5	ChrisVivienne	153.4%
6	EGE 6%	151.3%
7	Synergy	138.8%
8	Super Turtle	102.8%
9	TSL_CEL_SP1	99.9%
10	TSL_SP_1.0Z	90.0%

## TOP TEN SINGLE MARKET SYSTEMS SINCE RELEASE DATE

	System	Annual % Ret
1	TSL_CEL_NG_1.1	289.1%
2	ChrisVivienne	257.8%
3	Natural Gas Offense	222.0%
4	Natural Gas Trader	159.9%
5	TSL_CEL_SP1	125.9%
6	TSL_SP_1.0Z	125.6%
7	Jen Jamer	109.7%
8	CTB3 SW	78.5%
9	Black Gold	75.8%
10	Impetus SP	73.8%

## TOP TEN MULTI-MARKET SYSTEMS SINCE RELEASE DATE

	System	Annual % Ret
1	Dual Thrust	241.4%
2	Auto Core Duo	150.3%
3	Trend Weaver	114.0%
4	GK Energy Trader	93.0%
5	Simple Harmony	87.7%
6	Catscan IV	86.7%
7	Maxim	84.8%
8	Super Turtle	69.3%
9	Catscan III	69.3%
10	Universal 2.0	67.5%

*Systems included in the "Since Release Date" Tables, must have been released for at least 18 months.*

**HYPOTHETICAL PERFORMANCE RESULTS HAVE MANY INHERENT LIMITATIONS, SOME OF WHICH ARE DESCRIBED BELOW. NO REPRESENTATION IS BEING MADE THAT ANY ACCOUNT WILL OR IS LIKELY TO ACHIEVE PROFITS OR LOSSES SIMILAR TO THOSE SHOWN. IN FACT, THERE ARE FREQUENTLY SHARP DIFFERENCES BETWEEN HYPOTHETICAL PERFORMANCE RESULTS AND THE ACTUAL RESULTS SUBSEQUENTLY ACHIEVED BY ANY PARTICULAR TRADING PROGRAM.**

**ONE OF THE LIMITATIONS OF HYPOTHETICAL PERFORMANCE RESULTS IS THAT THEY ARE GENERALLY PREPARED WITH THE BENEFIT OF HINDSIGHT. IN ADDITION, HYPOTHETICAL TRADING DOES NOT INVOLVE FINANCIAL RISK, AND NO HYPOTHETICAL TRADING RECORD CAN COMPLETELY ACCOUNT FOR THE IMPACT OF FINANCIAL RISK IN ACTUAL TRADING. FOR EXAMPLE, THE ABILITY TO WITHSTAND LOSSES OR TO ADHERE TO A PARTICULAR TRADING PROGRAM IN SPITE OF TRADING LOSSES ARE MATERIAL POINTS WHICH CAN ALSO ADVERSELY AFFECT ACTUAL TRADING RESULTS. THERE ARE NUMEROUS OTHER FACTORS RELATED TO THE MARKETS IN GENERAL OR TO THE IMPLEMENTATION OF ANY SPECIFIC TRADING PROGRAM WHICH CANNOT BE FULLY ACCOUNTED FOR IN THE PREPARATION OF HYPOTHETICAL PERFORMANCE RESULTS AND ALL OF WHICH CAN ADVERSELY AFFECT ACTUAL TRADING RESULTS.**

**THERE IS A SUBSTANTIAL RISK OF LOSS IN FUTURES TRADING. THE HIGH DEGREE OF LEVERAGE THAT IS FOUND IN FUTURES (BECAUSE OF SMALL MARGIN REQUIREMENTS) CAN WORK FOR YOU AS WELL AS AGAINST YOU, I.E. YOU CAN HAVE LARGE LOSSES AS WELL AS LARGE GAINS.**

# Systems Tracked In This Issue

#1-2010

Sys. #	Rank	System Name	Vendor	Sys. #	Rank	System Name	Vendor
405	18	%C DayBreaker	Creative Breakthrough, Inc.	623	9	CTB3 SW	The Trading Systems Broker
106	213	1-2-3 System	John Schmidt	624	61	CTB4 SW	The Trading Systems Broker
198	43	1-2-3-4 System	John Schmidt	617	179	CTP	David Imgraben
548	105	24.Fujiko	Takaiku Nishimura	511	45	CTS Crash Control	Creative Trading Systems, LLC
275	219	25X25	Charles Le Beau	657	51	CTT	Tom Graney
409	243	Abalone	Petros Development Corp.	250	160	Cyclone	Dr. John Clayburg
207	50	Aberration	Keith Fitschen	543	169	DCB Coffee	Andy Waldock
300	111	Aberration Plus	Keith Fitschen	546	76	DCB Cotton	Andy Waldock
365	198	Advent	Scott Magnuson	541	201	DCB Crude Oil	Andy Waldock
432	89	AlfaMAXX	Alfaranda CTA	542	34	DCB Lean Hogs	Andy Waldock
619	154	Alpha DT	The Trading Systems Broker	544	229	DCB Lumber	Andy Waldock
307	41	Amos' Root	Giles Korznecki	547	94	DCB Nasdaq Swing	Andy Waldock
364	150	Andromeda	Petros Development Corp.	545	168	DCB Natural Gas	Andy Waldock
441	145	Andromeda 2	Petros Development Corp.	540	143	DCB Wheat	Andy Waldock
380	114	Anomaly 1	longtermtrading.com	306	221	DCB-Bond	Andy Waldock
381	153	Anomaly 2	longtermtrading.com	111	236	DCS II	PWA Futures
279	215	Arcs	Alfaranda	509	68	Delphi Universal	TradingVisions Systems, Inc.
302	190	Arcs Plus	Alfaranda	595	88	Delphi Universal II	TradingVisions Systems, Inc.
271	139	Athena	Brian Watson	594	92	Delphi Universal II Day	TradingVisions Systems, Inc.
361	21	ATS-3200	Advanced Trading Sys.	625	176	Delta DT	The Trading Systems Broker
362	3	ATS-6400	Advanced Trading Sys.	136	128	Delta Threshold	Day Trading Inst.
599	116	Auto 2 Way	AutoTrading Systems	4	180	Dennis RSI	Robert Dennis, Jr.
603	30	Auto Core Duo	AutoTrading Systems	82	131	Directional Movement	Welles Wilder
601	55	Auto ExtremeR	AutoTrading Systems	400	110	DirecTrend	Steve Marshall
633	38	Auto NRangerR	AutoTrading Systems	236	120	Dollar Trader for Curr.	Dave Fox
641	NT	Auto NRangerR Sh Term	AutoTrading Systems	62	234	Dr. Jenkins System	Dr. David Jenkins
650	254	AutoScalper2	Michael Mermer	125	191	Dual Cross System	David Wright
469	113	Axiom Index	TradingVisions Systems, Inc.	562	22	Dual Thrust	Mike Chalek
471	174	Axiom Long Term	TradingVisions Systems, Inc.	590	NT	DualThrust 2	Mike Chalek
425	177	AxSym	i8i.com	240	123	Dynamic Breakout Sys	George Pruitt/FTC
386	97	Balance Point	Daytrading Educators	303	249	Dynamic MovAvgCross	George Pruitt/FTC
269	78	Basis	Alfaranda	467	54	DynamicTrendTrading	Dave Reiter
270	161	Basis II	Alfaranda	265	106	Dynamo	Chuck Hughes
234	220	Belly Trader	Dr. John Clayburg	327	196	Early Bird	TradingVisions Systems, Inc.
620	253	Beta DT	The Trading Systems Broker	397	212	Early Bird II	TradingVisions Systems, Inc.
664	49	Big Blue 2	Mike Barna	431	205	Early Bird III	TradingVisions Systems, Inc.
273	194	Big Dipper	Charles Le Beau	626	248	Echo DT	The Trading Systems Broker
578	148	Black Crusader UD	Andrew Gibbs & Allan Kerr	470	6	EGE 6%	Nihat Orhan
579	182	Black Crusader UD Mini	Andrew Gibbs & Allan Kerr	473	NT	EGE7 High Low	Nihat Orhan
333	1	Black Gold	Giles Korznecki	257	NT	ETS - Daily	Michael Mermer
124	255	Black or White	Troy Staman	256	NT	ETS - Interim	Michael Mermer
225	232	Bond & Yen Trdng. Sys.	George Panagakis	272	NT	ETS Day Trade	Michael Mermer
121	260	BondPat	Lee Gettess	221	77	EuroDollar Indicator	George Panagakis
395	166	BRIX	Alfaranda	445	247	EuroDynamics LT	Hafliði Eliasson
296	240	Capcon1	Kevin Brown	569	259	EuroMax	Hafliði Eliasson
679	16	Castor YM	Inspired Trading Systems	288	187	EVE T Bond	Emil Van Essen
212	258	CatScan	Randy Stuckey	235	208	Feeder Trader	Dr. John Clayburg
226	230	Catscan II	Randy Stuckey	404	135	FGC Emerald	First Global Capital Mgmt.
421	211	Catscan III	Randy Stuckey	507	NT	FMS Advantage	Fast Market Systems
422	63	Catscan III Const.	Randy Stuckey	611	NT	Four Ducks	Beverly Antrobus
563	99	CatsCan IV	Randy Stuckey	171	107	FT S&P DayTrade	Stafford Trading Co.
564	57	CatsCan IV Const	Randy Stuckey	524	100	Fujiko.N	Takaiku Nishimura
350	216	Challenger	S. L. Pee	483	NT	Fusion	Strategic Trading Sys.
342	173	Checkmate	Strategic Trading Sys.	605	59	GEMS NG Mini	Creative Breathrough, Inc.
647	5	ChrisVivienne	ChrisVivienne	332	239	Genesis B	Giles Korzenecki
343	112	CoatTails	longtermtrading.com	294	74	GK Currency Trader	H. G. Knees
278	141	Compass	Ziad Chahal	349	152	GK Energy Trader	H. G. Knees
338	127	Countdown	longtermtrading.com	550	200	GK Universal Trader I	H. G. Knees
331	47	Cross Bow	Charles Le Beau	551	119	GK Universal Trader II	H. G. Knees
606	261	Crude Day Trader	Chan So Han	487	265	GK-Energy Trader II	H. G. Knees
534	246	CrudeExtreme	Chan So Han	348	256	GK-Interest Trader	H. G. Knees
615	231	CrudeSpyder	David Imgraben	488	NT	GK-Meat Trader I	H. G. Knees
621	17	CTA3 SW	The Trading Systems Broker	253	172	Golden SX	Randy Stuckey
622	102	CTA4 SW	The Trading Systems Broker	254	224	Golden SX Const.	Randy Stuckey

Systems appearing in this issue for the first time are listed in Bold.

## Systems Tracked In This Issue

#1-2010

Sys. #	Rank	System Name	Vendor	Sys. #	Rank	System Name	Vendor
177	98	Grand Cayman System	Mike Chisolm	187	78	R-Breaker	Rich Saidenberg
572	126	HI%Mid	Seival Systems	570	225	RC Advance ++	Rickey Cheung
346	228	Hi-Lo Swing	David McLarney	643	49	RC Beginner	Rickey Cheung
491	66	HiProb	Seival Systems	566	103	RC Book 2	Rickey Cheung
649	124	Hong Kong I-Money	Lok Tsz Chun	565	NT	RC Chance	Rickey Cheung
366	170	I-Master	Keith Fischen/Murray Ruggiero	597	NT	RC Chance+	Rickey Cheung
415	252	Impetus	TradingVisions Systems, Inc.	644	172	RC Constant	Rickey Cheung
589	178	Impetus SP	TradingVisions Systems, Inc.	642	100	RC Countertrend	Rickey Cheung
656	80	Jen Jamer	David Reppas	592	NT	RC Courage	Rickey Cheung
334	14	JJ	Giles Korzenecki	567	228	RC Edge	Rickey Cheung
538	39	Keystone	Founder Trading	610	111	RC Intermediate	Rickey Cheung
627	206	Kilo SW	The Trading Systems Broker	658	222	RC Level	Rickey Cheung
274	149	Lil' Dipper	Charles Le Beau	659	160	RC Magic	Rickey Cheung
247	238	Lil Gapper	David Wright	660	208	RC Pro	Rickey Cheung
628	216	Lima SW	The Trading Systems Broker	631	152	RC Proof+	Rickey Cheung
274	183	Lil' Dipper	Charles Le Beau	576	182	RC Shine	Rickey Cheung
247	247	Lil Gapper	David Wright	661	203	RC Strength	Rickey Cheung
628	233	Lima SW	The Trading Systems Broker	461	NT	RC Success	Rickey Cheung
451	125	Longrifle	Adam Grimes	519	NT	RC Success 3	Rickey Cheung
653	173	LPR Accentive	L'eau Prosper Research	632	188	RC Super	Rickey Cheung
663	161	LPR Atrillion	L'eau Prosper Research	598	84	RC Trend	Rickey Cheung
654	210	LPR Calibre	L'eau Prosper Research	340	63	Ready-Set-Go	longtermtrading.com
672	171	LPR Hyl-23	L'eau Prosper Research	123	255	Reverse Trend Entry	Troy Staman
662	148	LPR Hyl-6	L'eau Prosper Research	186	89	R-Levels	Rich Saidenberg
655	NT	LPR ML-7	L'eau Prosper Research	268	NT	R-Mesa 3	John Ehlers/Mike Barna
671	158	LPR MI-88	L'eau Prosper Research	411	138	R-Mesa 5	John Ehlers/Mike Barna
645	NT	LPR Quantitative A2	L'eau Prosper Research	618	93	RUMI	David Imgraben
639	NT	LPR Quantitative M3	L'eau Prosper Research	436	197	S&P Day	Hafidi Eliasson
646	129	LPR Quantitative P2	L'eau Prosper Research	472	113	SAGA	Carlos Chaves
652	NT	LPR Quantitative P5	L'eau Prosper Research	283	101	Samurai_35	Futures Research
637	137	LPR Quantitative S2	L'eau Prosper Research	281	106	Samurai_7	Futures Research
266	95	Magnet	Lapis Trading Strategies	105	74	Scooter	Robert Dennis Jr
384	135	Market Direction	Giles Korzenecki	297	178	Serendipity	Charles LeBeau
203	153	Market Mapping	Lee Gettess	430	NT	Shockwave	Keener Capital Mgmt.
552	132	Maxim	Founder Trading	298	237	Sidewinder	Charles LeBeau
485	119	Mechwarrior-ES	Andrew Gibbs	255	NT	Sierra Hotel	Mesa
480	105	Mechwarrior-SP	Andrew Gibbs	571	4	Simple Harmony	Murray Ruggiero
321	212	MESA Bonds	John Ehlers/Mike Barna	581	184	SledgeHammer	Greg Jewell
435	83	Mesa T-Notes	John Ehlers/Mike Barna	232	185	SP \ U	Financial Facilitators
412	NT	MesaMAX	John Ehlers/Mike Barna	535	NT	Spartan	Joseph Ford
104	250	Mike Culler System	Mike Culler	438	87	Spectrum	TradingVisions Systems, Inc.
280	91	Millenium 2000	Randy Stuckey	413	88	SPMD 500	Giles Korzenecki/Dave Wresins
31	156	Miracle Trading Mthd.	R. C. Allen	344	92	STAT	Randy Stuckey
322	230	Moving Avg. Reversal	S. L. Pee & M. H. Pee	345	55	STAT Const	Randy Stuckey
34	82	Murlantic Cattle Method	Mrs. M. Sanderford	258	35	STC S&P DayTrade	Stafford Trading
525	118	Naka89	Kazuhiko Nakayama	347	139	STO-X	David McLarney
504	242	Natural Gas MA	Advanced Systems	335	207	Strategic	Charles LeBeau
505	98	Natural Gas MA	Advanced Systems	561	7	Super Turtle	Murray Ruggiero
506	52	Natural Gas MA	Advanced Systems	140	240	Support/Resistance	Walter Studnicki
526	97	Natural Gas MA	Advanced Systems	84	44	Swing Index System	Welles Wilder
204	246	NCR	Joseph Stowell	374	15	Synergy	Strategic Trading Sys.
26	186	Night & Day Daytrading	Joe Bristor	139	102	T-Bonds Day_Trade	Walter Studnicki
378	NT	Octane	Keener Capital Mgmt.	242	72	The Big Blue	Vilar Kelly
629	218	Oscar SW	The Trading Systems Broker	196	25	The Mystery System	Peter Aan
65	127	Parabolic Stop	Welles Wilder	309	12	Theta	Scott Lowry
440	122	Pegasus	Petros Development Corp.	496	179	Time	Urban Jaekle
304	180	Pendulum	Stafford Trading Co.	228	223	Top Ten System	Taruas Trading
575	NT	PowerTrader	B. Antrobus	93	232	Trader's Profit Motive	Traders Software
231	81	Profit Quest	ProfitQuest Systems	515	34	Trend Harmony	Murray Ruggiero
640	96	Propero	Joseph Ford	299	45	Trend One	PWA Futures
102a	162	PULSAR Imp. Pattern	Joe Duffy	604	37	Trend Weaver	TimingCharts.com
102b	131	PULSAR Volatility	Joe Duffy	292	130	Trendchannel	John Tolan
568	20	Qtech S&P	Dave Poxon	17	235	Trender	Walter Studnicki
42	134	QUAD	Joe Bristor	668	3	TSL_CEL_NG_1.1	Mike Barna

Systems appearing in this issue for the first time are listed in Bold.



Systems Tracked In This Issue				#1-2010			
Sys. #	Rank	System Name	Vendor	Sys. #	Rank	System Name	Vendor
670	29	TSL-CEL_SP1_Retail	Mike Barna	308	57	USOne	Giles Korzenecki
669	14	TSL-SP_1.0Z_Retail	Mike Barna	437	121	VC Daytrader	Veecee Corp.
387	58	Tuition-LT	Skyline Computers	85	181	Volatility	Welles Wilder
651	168	Tumbleweed	Mike Chalek	59	31	VOLPAT	Lee Gettess
539	NT	Turbo Trader Pro	Peter Zwag	126	192	Watch and Wait	Ralph Vince
249	9	Turtle Trading System	Michael Dillon	339	5	Waverider	longtermtrading.com
426	107	Tzar	Alfaranda, CTA	318	26	Weaver	Alfaranda
323	200	Ultimate Trading Dev. I	S. L. Pee & M. H. Pee	319	128	Weaver MT	Alfaranda
324	30	Ultimate Trading Dev. II	S. L. Pee & M. H. Pee	262	77	William Tell Bonds	Erik Been
133	219	Universal	Stafford Trading Co.	267	252	XS Bonds	Emil Van Essen
468	115	Universal 2.0	Stafford Trading Co.	367	176	Zeeport	Alfaranda
199	24	Universal LT	Stafford Trading Co.	233	120	Zenith* 1000	Ron Thieme
616	189	US60Min	David Imgraben	630	239	Zulu SW	The Trading Systems Broker

**Systems appearing in this issue for the first time are listed in Bold.**





**“See why Barron’s and Forbes have named us #1 in Technical Analysis!”**

– Tim Knight, founder & CEO

- **Real-Time Market Scanning**

  - Custom technical and fundamental criteria
  - Find gaps up, double-bottoms, and more
- **Advanced Charting** with...

  - 130+ technical studies and indicators
  - Powerful drawing tools for creating trendlines, channels, and text annotations
  - Fibonacci retracements, arcs, fans, and time zones
  - Track stocks, futures, options — view up to 40 years of historical data, plus 60 days of intraday history
- **Streaming Charts, Quotes and Portfolios**

  - Optional Nasdaq Level II, Time-&-Sales data
- **Easy-to-Use, Affordable, Convenient**

  - Gold memberships start at just \$39<sup>95</sup> per month
  - Choose real-time or delayed market data
  - Instant access from any browser, anywhere!

► **Special Offer for Futures Truth Readers**

**Try a Gold membership free for 14 days!**

Call toll-free **1.800.772.8040**, or sign up online:  
[\*\*www.prophet.net/futurestruth\*\*](http://www.prophet.net/futurestruth)

## Advertisement

System Name: Stafford Trading Company's V-B Daytrade. [www.staffordtrading.com](http://www.staffordtrading.com)

**Price: \$1,200 Part of the "Basic" Package**

Release Date: 3/97

Rec'd Acct Size: \$10,000 and up. (Less for Minis)

System Type: Daytrade Markets: Stock Indexes

Intra-Day Data req'd: Yes

Black/White Box: White Tradestation Code: Yes

### Yearly Performance ( 1/01 - 6/09) - (Hypothetical)

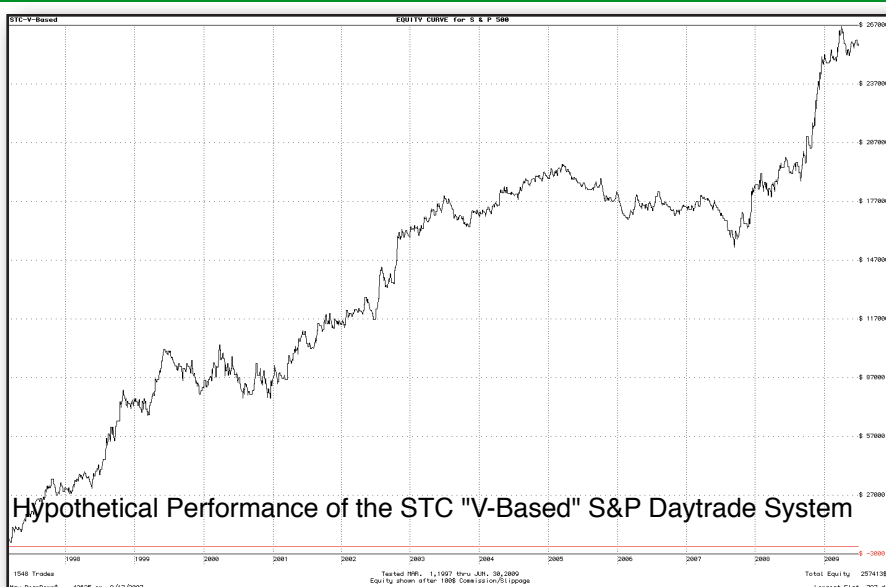
	2001	2002	2003	2004	2005	2006	2007	2008	09(thru Jun)
Yearly P/L	\$29,275	\$44,400	\$11,350	\$19,175	-\$7,500	-\$7525	\$9,775	\$66,025	\$8,250
Percent Return.									
1X Margin(\$20k)	146%	222%	57%	96%	-38%	-38%	48%	330%	41%
2X Margin(\$40k)	73%	111%	28%	48%	-19%	-19%	24%	165%	21%
3X Margin(\$80k)	37%	56%	15%	24%	-9%	-9%	-12%	83%	10%
Max Drawdown	\$9,800	\$12,075	\$12,050	\$4,225	\$16,650	\$13,400	\$26,550	\$11,600	\$14,575

### Hypothetical Equity Graph ( 3/97 - 6/30/09)

*V-Based Daytrade-S&Ps*

**"A Proven System for Daytrading  
Stock Index Futures"\***

Total Profit	\$257,413
Max. Drawdown	\$ 42,625
Profit from Longs	\$ 166,300
Profit from Shorts	\$ 91,113
Average Win	\$ 1,874
Average Loss	-\$1,120
Avg Trades per Year	126
Winning Trades	43%
Most Consecutive Losses	11
Profit to Drawdown Ratio	4:1
Win Loss Ratio	1.7
Avg Profit per Year	\$ 20,871



### Month-by-Month Performance on 1 Big S&P - STC V-Based Daytrader (Hypothetical).

	Jan	Feb	Mar	Apr	May	Jun	Jul	Aug	Sep	Oct	Nov	Dec	TOTAL
<b>1997</b>			9125	-350	3850	188	8075	-3875	9850	675	-5050	3525	<b>\$26,013</b>
<b>1998</b>	-2050	4825	1325	775	2000	-700	7850	16475	3425	15125	-6225	1000	<b>\$43,825</b>
<b>1999</b>	-3050	2175	250	11800	10475	4300	-6075	-1975	-1200	4275	-11350	-2650	<b>\$ 6,975</b>
<b>2000</b>	4350	8400	1550	-5600	7225	-13200	-2925	-3150	10625	-3775	-5900	5425	<b>\$ 3,025</b>
<b>2001</b>	300	1700	9125	4050	8000	-3700	-1800	12425	-3325	5375	200	-3075	<b>\$29,275</b>
<b>2002</b>	7550	-3075	2125	900	2975	-7850	25500	-9100	2575	22850	250	-300	<b>\$44,400</b>
<b>2003</b>	5275	-1325	5275	4450	2650	2850	-1650	-5550	-1600	-3250	7025	-2800	<b>\$11,350</b>
<b>2004</b>	2075	1325	3600	5325	1475	-2650	75	5625	-300	3900	-2600	1325	<b>\$19,175</b>
<b>2005</b>	1075	4300	750	-4050	-2925	-3050	-1825	1275	1150	-8200	-25	4025	<b>-\$ 7,500</b>
<b>2006</b>	-10625	-2775	5225	1800	-1175	100	5775	-3575	-1425	-4725	2775	1100	<b>-\$ 7,525</b>
<b>2007</b>	1200	2025	1650	-750	-175	-7950	-2450	-6950	-2450	7825	75	17725	<b>\$ 9,775</b>
<b>2008</b>	7650	-4900	-6700	9500	5275	-1200	3150	-8700	22700	4225	24125	10900	<b>\$66,025</b>
<b>2009</b>	-950	950	13400	-10725	6750	-1175							<b>\$8,250</b>

**Call Lundy Hill at 404-488-6953 for details**

**\* PAST PERFORMANCE IS NOT NECESSARILY INDICATIVE OF FUTURE RESULTS**

**\$100 per trade for commission and slippage. No Fees.** Trades may or may not have actually been made. Therefore, they are classified as hypothetical. Performance prior to 11/2/97 is UNDERSTATED due to contract split on that date. Please Note Hypothetical Disclaimer.

#1-2010

## RANKING BY SPECIFIC COMMODITY

NOTE: RANKING BASED ON PERFORMANCE SINCE RELEASE DATE. SOME SYSTEMS HAVE BEEN OUT FOR A SHORT PERIOD OF TIME.

Bond Systems			S&P Systems			Day Trade Systems		
System Name	Sys. #	%Chng Min.Req Cap.	System Name	Sys. #	%Chng Min.Req Cap.	System Name	Sys. #	%Chng Min.Req Cap.
<b>1 ATS-3200</b>	<b>361</b>	<b>54.9%</b>	<b>1 RC Beginner</b>	<b>643</b>	<b>144.0%</b>	<b>1 ChrisVivienne</b>	<b>647</b>	<b>257.8%</b>
2 Weaver MT	319	52.1%	2 TSL-CEL_SP1	670	125.9%	2 RC Beginner	643	183.1%
3 MESA Bonds	321	49.7%	3 TSL-SP_1.0Z	669	125.6%	3 RC Beginner	643	144.0%
4 Samurai_7	281	41.9%	4 Impetus SP	589	73.8%	4 Jen Jamer	656	109.7%
5 Samurai_35	283	35.8%	5 RC Super	632	51.6%	5 Castor YM	679	81.5%
6 Scooter	105	28.9%	6 Mechwarrior	480	46.9%	6 Impetus SP	589	73.8%
7 Grand Cayman System	177	25.1%	7 Tzar	426	45.2%	7 RC Super	632	70.1%
8 Universal LT	199	24.8%	8 Cyclone	250	44.2%	8 CrudeExtreme	534	69.9%
9 Checkmate	342	22.7%	9 Keystone	538	44.1%	9 Hong Kong imoney	649	67.5%
10 William Tell Bonds	262	21.3%	10 STC S&P DayTrade	258	43.8%	10 Odyssey MR	684	64.0%
11 1-2-3 System	106	21.2%	11 %C DayBreaker	405	41.6%	11 Trendfinder - Tiger	678	63.1%
12 Lil' Dipper	274	21.0%	12 R-Breaker	187	39.8%	12 LPR Quantitative S2	637	59.4%
13 Trend One	299	20.4%	13 Early Bird	327	39.6%	13 RC Countertrend	642	51.9%
14 Compass	278	19.1%	14 RC Proof+	631	36.3%	14 Impetus	415	51.9%
15 DCB-Bond	306	17.7%	15 AlfaMAXX	432	35.5%	15 RC Super	632	51.6%
16 Ready-Set-Go	340	12.9%	16 Zeeport	367	32.7%	16 Vantage NQ	683	49.5%
17 Turtle Trading System	249	11.6%	17 Big Blue 2	664	32.4%	17 Propero	640	47.9%
18 CTP	617	9.3%	18 Spectrum	438	31.9%	18 Keystone	538	45.9%
19 USOne	308	8.8%	19 VC Daytrader	437	31.8%	19 Early Bird III	431	44.4%
20 Big Dipper	273	8.4%	20 I-Master	366	31.2%	20 Cyclone	250	44.2%
21 EVE T Bond	288	7.6%	21 VOLPAT	59	31.0%	21 Keystone	538	44.1%
22 25X25	275	7.3%	22 SledgeHammer	581	30.3%	22 Keystone	538	43.8%
23 CatScan	212	7.2%	23 Black Crusader UD	578	29.4%	23 STC S&P DayTrade	258	43.8%
24 GK Universal Trader II	551	7.0%	24 RC Book 2	566	28.1%	24 Vantage MR	681	43.2%
25 Miracle Trading Mthd.	31	6.4%	25 Balance Point	386	26.6%	25 %C DayBreaker	405	41.6%
26 Basis	269	6.2%	26 RC Trend	598	25.9%	26 R-Breaker	187	39.8%
27 Countdown	338	4.9%	27 CTS Crash Control	511	24.3%	27 Early Bird	327	39.6%
28 Challenger	350	2.8%	28 R-Mesa 5	411	19.9%	28 Early Bird III	431	38.8%
29 Basis II	270	2.7%	29 Magnet	266	19.7%	29 Propero	640	37.0%
30 Serendipity	297	2.2%	30 RC Constant	644	18.8%	30 RC Proof+	631	36.3%
31 Ultimate Trading Dev. II	324	1.1%	31 RC Countertrend	642	18.0%	31 AlfaMAXX	432	35.5%
32 DynamicTrendTrading	467	0.8%	32 FT S&P DayTrade	171	17.7%	32 RC Proof+	631	34.8%
33 Volatility	85	0.5%	33 R-Levels	186	16.6%	33 Zeeport	367	32.7%
34 Watch and Wait	126	-0.5%	34 The Big Blue	242	15.2%	34 Big Blue 2	664	32.4%
35 Universal	133	-2.3%	35 RC Intermediate	610	14.6%	35 Spectrum	438	31.9%
36 Sidewinder	298	-3.1%	36 Zenith* 1000	233	13.1%	36 VC Daytrader	437	31.8%
37 CoatTails	343	-6.6%	37 PULSAR Volatility	102b	12.9%	37 VOLPAT	59	31.0%
38 Waverider	339	-8.5%	38 Arcs Plus	302	12.5%	38 Early Bird II	397	30.5%
Mini Russell Systems			Mini MidCap Systems			Cotton Systems		
System Name	Sys. #	%Chng Min.Req Cap.	System Name	Sys. #	%Chng Min.Req Cap.	System Name	Sys. #	%Chng Min.Req Cap.
<b>1 ChrisVivienne</b>	<b>647</b>	<b>257.8%</b>	<b>1 Jen Jamer</b>	<b>656</b>	<b>109.7%</b>	<b>1 GK Universal Trader II</b>	<b>551</b>	<b>65.4%</b>
2 Maxim	552	111.8%	2 Delphi Universal	509	39.3%	2 Capcon1	296	54.3%
3 HiProb	491	71.0%	3 Propero	640	37.0%	3 Millenium 2000	280	42.1%
4 Black Crusader UD Mini	579	65.8%	4 Delphi Universal II	595	36.1%	4 Pegasus	440	40.2%
5 Odyssey MR	684	64.0%	5 HiProb	491	32.2%	5 Black or White	124	39.0%
6 Trendfinder - Tiger	678	63.1%	6 Odyssey EM	680	10.9%	6 Grand Cayman System	177	35.5%
7 HI%Mid	572	54.8%	7 Dual Thrust	562	10.3%	7 Aberration	207	30.5%
8 Impetus	415	51.9%	8 Kilo SW	627	0.7%	8 Waverider	339	26.0%
9 Propero	640	47.9%	9 HI%Mid	572	-5.1%	9 Ready-Set-Go	340	23.3%
10 Keystone	538	43.8%	10 RUMI	618	-6.7%	10 Samurai_7	281	18.7%
11 Vantage MR	681	43.2%	11 Delta DT	625	-19.0%	11 Volatility	85	14.4%
12 Trendfinder - Cougar	675	25.6%	12 Alpha DT	619	-46.3%	12 Hi-Lo Swing	346	13.9%
13 Trendfinder - Lion 2	677	17.1%	13 Oscar SW	629	-58.1%	13 Golden SX	253	13.6%
14 Trendfinder - Bobcat 2	674	15.6%			14 Axiom Long Term	471	10.5%	
15 Delphi Universal II Day	594	-1.2%			15 Arcs	279	7.8%	
16 Auto ExtremeR	601	-6.9%			16 STO-X	347	-1.5%	



## #1-2010

## RANKING BY SPECIFIC COMMODITY

NOTE: RANKING BASED ON PERFORMANCE SINCE RELEASE DATE. SOME SYSTEMS HAVE BEEN OUT FOR A SHORT PERIOD OF TIME.

Euro Currency			Japanese Yen			Dollar Index		
Systems	Sys.	%Chng	Systems	Sys.	%Chng	Systems	Sys.	%Chng
System Name	#	Min.Req Cap.	System Name	#	Min.Req Cap.	System Name	#	Min.Req Cap.
<b>1 Dual Thrust</b>	<b>562</b>	<b>212.0%</b>	<b>1 Dollar Trader for Curr.</b>	<b>236</b>	<b>62.7%</b>	<b>1 CatsCan IV Const</b>	<b>564</b>	<b>223.8%</b>
2 CatsCan IV	563	178.5%	2 1-2-3-4 System	198	54.9%	2 CatsCan IV	563	167.2%
3 CatsCan IV Const	564	145.2%	3 Dynamic Breakout Sys	240	52.8%	3 Synergy	374	145.1%
4 Catscan III Const.	422	105.7%	4 Scooter	105	49.3%	4 STAT	344	90.8%
5 Catscan III	421	102.6%	5 Grand Cayman System	177	42.9%	5 Catscan III	421	87.1%
6 1-2-3-4 System	198	95.2%	6 Parabolic Stop	65	41.8%	6 1-2-3-4 System	198	81.7%
7 Anomaly 2	381	87.4%	7 Universal LT	199	40.8%	7 Catscan III Const.	422	77.4%
8 DirecTrend	400	79.2%	8 The Mystery System	196	38.1%	8 Directional Movement	82	74.7%
9 CTB3 SW	623	78.5%	9 Turtle Trading System	249	37.8%	9 DirecTrend	400	74.3%
10 Amos' Root	307	72.7%	10 Top Ten System	228	37.8%	10 Checkmate	342	69.3%
11 Ultimate Trading Dev. II	324	68.9%	11 Theta	309	33.9%	11 GK-Currency Trader	294	61.7%
12 Anomaly 1	380	66.8%	12 Catscan III	421	32.6%	12 STAT Const	345	55.7%
13 GK-Currency Trader	294	63.9%	13 Basis II	270	28.4%	13 Basis	269	54.4%
14 Synergy	374	63.5%	14 DCS II	111	25.6%	14 CatScan	212	44.8%
15 Dollar Trader for Curr.	236	59.8%	15 Pegasus	440	24.1%	15 Trend Weaver	604	34.1%
16 Aberration	207	57.3%	16 Bond & Yen Trdng. Sys.	225	23.2%	16 Axiom Long Term	471	28.1%
17 BRIX	395	55.4%	17 Dr. Jenkins System	62	21.4%	17 Compass	278	24.6%
18 DynamicTrendTrading	467	54.7%	18 Golden SX Const.	254	20.7%	18 Parabolic Stop	65	7.9%
19 STAT Const	345	54.5%	19 Compass	278	20.3%	19 Profit Quest	231	-2.6%
20 Aberration Plus	300	54.3%	20 Trend One	299	19.5%	20 Volatility	85	-24.4%
21 Market Direction	384	53.2%	21 Trend Weaver	604	19.2%	21 Swing Index System	84	-80.5%
22 The Mystery System	196	52.1%	22 Catscan III Const.	422	17.7%			
23 GK Universal Trader II	551	49.9%	23 GK Universal Trader I	550	15.6%			
24 Checkmate	342	48.7%	24 Trendchannel	292	13.8%			
25 Andromeda	364	48.3%	25 SAGA	472	12.4%			
26 Ready-Set-Go	340	47.8%	26 Weaver	318	11.9%			
27 Ultimate Trading Dev. I	323	46.8%	27 Directional Movement	82	11.8%			
28 Catscan II	226	46.2%	28 Golden SX	253	11.7%			
29 Andromeda-2	441	43.5%	29 Mike Culler System	104	11.2%			
30 Hi-Lo Swing	346	41.4%	30 Checkmate	342	9.5%			
Natural Gas			Crude Oil			Coffee		
Systems	Sys.	%Chng	Systems	Sys.	%Chng	Systems	Sys.	%Chng
System Name	#	Min.Req Cap.	System Name	#	Min.Req Cap.	System Name	#	Min.Req Cap.
<b>1 Dual Thrust</b>	<b>562</b>	<b>560.5%</b>	<b>1 Dual Thrust</b>	<b>562</b>	<b>177.9%</b>	<b>1 Parabolic Stop</b>	<b>65</b>	<b>117.3%</b>
2 TSL_CEL_NG_1.1	668	289.1%	2 Trend Weaver	604	157.3%	2 Scooter	105	79.5%
3 Natural Gas Offense	526	222.0%	3 Universal 2.0	468	149.6%	3 The Mystery System	196	73.2%
4 Super Turtle	561	163.6%	4 BRIX	395	137.4%	4 1-2-3 System	106	68.3%
5 Natural Gas Trader- GA	505	159.9%	5 DirecTrend	400	117.4%	5 Catscan II	226	62.5%
6 Natural Gas Trader -MA	504	155.2%	6 Abalone	409	103.8%	6 Universal	133	50.5%
7 Simple Harmony	571	145.7%	7 Weaver	318	101.2%	7 GK Universal Trader I	550	44.4%
8 Natural Gas Trader-LA	506	139.0%	8 Tuition-LT	387	90.9%	8 Watch and Wait	126	40.3%
9 Samurai_7	281	128.9%	9 GK-Energy Trader	349	82.7%	9 Andromeda-2	441	27.2%
10 Universal 2.0	468	122.1%	10 Catscan III	421	82.7%	10 Top Ten System	228	17.1%
11 GK-Energy Trader	349	120.8%	11 Market Direction	384	78.2%	11 Golden SX	253	16.9%
12 CatsCan IV Const	564	101.8%	12 Theta	309	77.7%	12 Market Direction	384	11.7%
13 Waverider	339	101.0%	13 GK Energy Trader II	487	76.6%	13 Pegasus	440	6.4%
14 CatsCan IV	563	99.2%	14 Black Gold	333	75.8%	14 Athena	271	3.4%
15 Advent	365	93.1%	15 Advent	365	75.8%	15 CoatTails	343	3.4%
16 DirecTrend	400	92.7%	16 STAT	344	72.8%	16 Waverider	339	0.4%
17 Catscan III	421	88.9%	17 STAT Const	345	64.5%	17 Golden SX Const.	254	0.1%
18 Swing Index System	84	87.6%	18 Aberration	207	63.9%	18 DCS II	111	-3.5%
19 Synergy	374	82.6%	19 Dynamic Breakout Sys	240	57.6%	19 Andromeda	364	-4.0%
20 Athena	271	67.3%	20 Turtle Trading System	249	53.2%	20 Turtle Trading System	249	-9.6%
21 GK Universal Trader I	550	66.8%	21 Dynamic MovAvgCross	303	48.1%	21 Aberration	207	-10.7%
22 Arcs	279	65.7%	22 Moving Avg. Reversal	322	47.5%	22 Swing Index System	84	-11.7%
23 Volatility	85	65.4%	23 Catscan II	226	44.3%	23 DirecTrend	400	-17.3%
24 Ready-Set-Go	340	53.8%	24 Golden SX Const.	254	41.5%	24 DCB Coffee	543	-18.6%

# A bad data point can cost you thousands

All data is not created equal.

- CSI provides the cleanest data in the industry according to a study by Futures Magazine.
- CSI's market data is rigorously hand checked for errors on a daily basis.
- A wide range of historical data is available including:
  - Global Futures
  - All major FOREX markets
  - Delisted Stocks
- All major formats supported.

Don't make another trade on bad data.  
Call Today: 561-392-8663

Get 10% off your initial order by mentioning coupon code "truth10"  
(new customers only)



Find out more: [www.csidata.com](http://www.csidata.com)  
or e-mail [info@csidata.com](mailto:info@csidata.com) or call  
**1.561.392.8663** (Boca Raton, FL USA)  
**1.800.CSI.4727**

Try our  
new 100+  
lightning-fast  
studies!

\$20 Trial Available

Attention Trading  
Software Vendors:  
Partner with us!

- Massive 25% commissions
- We can integrate our data into your software
- Exclusive discounts and promos for your customers



# TESTING INFORMATION

## **BLACK BOX SYSTEMS !**

"Black Box" Systems are software products which normally run on an IBM or Apple computer wherein the trading decision logic is not revealed. The vendors decision is somewhat understandable in view of the widespread plagiarism that takes place. CAUTION should be used in viewing results from these systems because the vendor has the opportunity to selectively do more curve fitting than usual. In some cases the logic has been revealed to us and we can attest to an orderly procedure in optimization. We encourage all vendors to do this.

## **ACCURACY ASSURED**

Our studies are in no way intended to reflect on the integrity or reputation of the vendors. Hopefully it will complement their research and make it more useful to the investing public. The vendor may have presented their facts in the best possible light and the numbers may be for a particular period of time when the system performed well. In some cases, a system is good over the long term, but one needs to be aware of the capital necessary to trade it. Our studies hopefully will help answer these questions.

Futures Truth™ Co. will not publish numbers on a trading system if and when the vendor:

- Disagrees with the results and we are unable to resolve the differences.
- Sends us threatening and/or harassing letters.
- Has their attorney write us a letter.

This policy has resulted in several systems being dropped from the Master Performance Table. We have no interest in putting up with such behavior and the headache associated therewith. However, freedom of speech still prevails and private opinions are available.

Futures Truth™ does not permit any "tweaking" of numbers in our report. Not one number in our report has the benefit of hindsight, with the exception of the detailed reports. The only numbers we show are after a vendor's most recent modification. This is clearly pointed out.

We only publish history and one should be aware that past performance is not indicative of future results.

Our Top Ten long term systems change very little from one report to the next, and is an area of additional exploration for a system trader. However, prior to buying/trading such a system, one should look at a minimum 10 year record of detailed performance.

One is at considerable risk if he looks at only one year of a system's performance and uses that information to either buy and/or trade a system. The Top Ten performing systems for the past year changes quite often and should only be used as a possible screening for further exploration. Futures Truth™ does not recommend trading a system with this limited amount of data.

## **TESTING**

Most studies were carried out on an Apple Power Mac G3 computer using EXCALIBUR™ Software. Many tests are done using tick by tick data when needed to assure accuracy. All Tests begin using the release date or January 1, 1987. An extra effort is made to test each system exactly as the developer presented it. We produce thousands of numbers for each issue and will occasionally make mistakes. When found the proper results will be published. If you plan on using any of these systems it is recommended that you obtain the Detailed Report for that system, to

see actual trade-by-trade results after optimization.

We receive systems for evaluation from vendors, our own purchase, and from individuals who have purchased a system and want it independently checked. If you own a system not listed in our tables, we would be happy to test it for you.

## **DATA PROVIDERS**

Futures Truth™ employs CSI's Unfair Advantage® database resources to backtest and report on trading performance for systems tested on select markets. In addition, Futures Truth™ incorporates data from Prophet® and Tick Data, Inc®.

## **CALCULATIONS USED IN TABLES**

ALL results are shown AFTER a Commission and Slippage Charge of \$100 per round turn trade for S&P's, \$200 per round turn for the Nasdaq, \$25 for e-mini's, 2 pips for FOREX, and \$75 for all other commodities. New systems with less than 3 months of testing by us, or less than 4 trades will show zero % in the ranking. This will eliminate huge adjustments to Annualized percent returns. ALL results are based on a single contract basis. There is no pyramiding or reinvestment of profits reflected. Notes are located in the VENDOR INDEX.

- (1) Rank by Column (16).
- (2) System Name
- (3) System # is arbitrarily assigned for reference.
- (4) Systems were tested with commodities recommended by the vendor. (Up to 7)
- (5) The date the system was released.
- (6) Yearly performance since 1987 or system released date.
- (7) Month by month performance (Results are for most recent 12 months or since the system was release, if less) The Last month includes any Open Trade Equity. This may cause the months numbers to change from report to report. On longer term systems this will change substantially.
- (8) 12 Month Net \$Profit/Loss after commission/slippage.
- (9) Maximum Drawdown - The highest point in equity to a low in equity after commission each day a trade was made. This is NOT intraday drawdown, which includes open trade equity, which would always be higher.
- (10) Number of closed out trades.
- (11) % of profitable closed out trades.
- (12) Average profitable trade after commission.
- (13) Average losing trade after commission.
- (14) Most consecutive losing trades in the 12 months.
- (15) Minimum Required Capital - Minimum capital required to trade the system effectively. Calculated as 3 times Margin. Margin is the current margin to trade, daytrading systems will use half the usual margin.
- (16) % Change on Minimum Capital. Rate of change of Column (8) divided by Column (15).
- (17) Combined %Change is shown for systems which trade several markets. This is the average % of each market traded from column (16). This should give an idea of how the system performed trading all shown markets.
- (18) Total Net Profit/Loss after commission/slippage since the system was released.
- (19) Maximum Drawdown since the system was released.
- (20) % Change on Minimum Capital. Annualized rate of change of Column (18) divided by Column(15).
- (22) Combined % Change Since Release Date is shown for systems which trade multiple markets. This is an average % of each commodity traded from column (20) & should give an idea of how the system performed trading all shown markets since the system was released.



#1-2010 ISSUE

Rank by % Chng Col.17 (1)	System Name System # Day Trd. (2)	Commodity Tested (4)	Sys. Rel. Date (5)	Net \$Profit/Loss Per Year					Feb 2009	Mar 2009	April 2009	May 2009	June 2009	July 2009	Aug 2009	
				(6)												
				2005	2006	2007	2008	2009								
1	Black Gold	333	Crude	1/01	-1830	12500	21820	26665	31955	0	29445	0	0	0	10365	0
2	TSL_CEL_NG_1.1	668	Nat Gas	1/08	n/a	n/a	n/a	45655	33015	735	12095	6910	-8360	-5250	3840	2035
3	ATS-6400	362	T Note	1/01	-2985	6681	1219	-2321	10446	1631	-888	0	0	0	0	5081
4	Qtech S&P	568	Mini S&P	9/06	n/a	625	-6750	-13388	20663	0	0	19350	-1950	2075	-3425	3975
5	ChrisVivienne	647	* Mini Russell	8/08	n/a	n/a	n/a	12700	16025	755	2425	-350	4765	-555	1575	110
6	EGE 6%	470	Euro C	4/04	-15175	-10113	-188	-23225	15400	5050	1900	5838	-2313	-3450	2663	2513
7	Synergy	374	Nat Gas	3/02	18200	-4625	-1515	13355	88260	0	0	0	0	0	0	88615
	Synergy	374	\$ Index	3/02	2550	-1460	-2195	16069	4712	0	0	0	0	0	0	0
	Synergy	374	Nikkei	3/02	-2650	16020	-6040	17650	20225	0	0	23675	0	0	-1825	0
	Synergy	374	Crude	3/02	-5635	-2425	11385	11895	13075	0	0	0	26455	0	0	-4155
	Synergy	374	S Franc	3/02	5762	-4350	-1675	13750	2175	0	0	-2213	0	0	0	0
	Synergy	374	Euro C	3/02	-1212	-6063	338	41150	-5013	0	-5025	0	0	0	0	0
	Synergy	374	Bonds	3/02	-3556	-1068	-3600	-1988	-5975	0	0	0	-1700	0	0	0
	Synergy	374	Jap Yen	3/02	-1238	2175	-1050	5513	-7200	0	1675	0	-2388	0	-2650	0
8	Profit Quest	231	\$ Index	9/95	-7130	-60	-340	5430	410	140	-2960	0	5050	-1500	0	850
9	CTB3 SW	623	Euro C	1/08	n/a	n/a	n/a	12263	5475	-2638	-1500	-2250	6600	4950	4400	-3175
10	Murlantic Cattle Method	34	Live Cattle	6/82	-5816	1144	-7272	-3756	2416	2896	-1068	-448	1204	640	-912	-856
11	Super Turtle	561	Nat Gas	12/05	n/a	58855	-8100	4445	42750	0	0	0	57405	0	0	-1255
	Super Turtle	561	Euro C	12/05	n/a	-10238	-5225	12963	9025	0	-5813	0	0	0	0	0
	Super Turtle	561	Sugar	12/05	n/a	1544	4441	-661	1770	0	-1994	-870	0	948	0	0
	Super Turtle	561	Copper	12/05	n/a	27363	-2938	-11575	61163	-5250	-4913	0	0	0	0	0
	Super Turtle	561	Jap Yen	12/05	n/a	-7625	8925	-12837	3538	13175	0	1800	0	-6075	-825	-3238
	Super Turtle	561	T Note	12/05	n/a	2056	-850	604	7131	0	-2060	-1246	0	0	3096	0
	Super Turtle	561	Cotton	12/05	n/a	1645	-5775	3760	-9680	-1930	0	-930	0	370	-1945	-2085
12	TSL-CEL_SP1	670	S&P	1/08	n/a	n/a	n/a	119700	92300	-14050	12150	42500	22900	-100	6300	32850
13	TSL-SP_1.0Z	669	S&P	1/08	n/a	n/a	n/a	144100	73300	32900	-14875	28375	0	-16775	18950	5125
14	JJ	334	Euro \$	1/01	308	-1083	-918	645	1405	0	363	230	0	700	0	13
15	William Tell Bonds	262	Bonds	9/97	-6440	1760	-4750	9080	5010	-970	8280	540	-590	-2520	790	2880
16	Castor YM	679	Mini Dow	6/10	n/a	n/a	n/a	n/a	2810	n/a	n/a	n/a	n/a	2025	800	265
17	CTA3 SW	621	Euro C	1/08	n/a	n/a	n/a	1600	850	-6850	4988	2150	4525	9400	-888	-450
18	%C DayBreaker	405	* S&P	10/02	-10675	21375	-8600	37350	27375	-1250	-3275	2925	5150	9750	1150	1800
19	VOLPAT	59	* S&P	10/88	-11575	500	43450	96600	22450	4900	13050	1525	5625	3725	8700	-4700
20	Waverider	339	Nat Gas	5/01	16070	29855	13800	-7125	70915	0	81070	0	-5045	0	0	0
	Waverider	339	Live Hogs	5/01	5830	-2358	-3350	3400	5260	0	0	0	0	0	8090	0
	Waverider	339	Euro C	5/01	2713	-12825	-3325	-1375	-3525	-4500	-2250	0	-2250	0	0	0
	Waverider	339	Bonds	5/01	-5363	-2169	1081	-2172	10106	-494	0	0	0	6488	0	0
	Waverider	339	Silver	5/01	-8925	4955	-17400	25775	-3625	0	0	4525	0	-2250	-2600	0
	Waverider	339	Cotton	5/01	-1555	2785	475	-11940	9930	-1295	0	-1660	0	1630	-2250	0
	Waverider	339	Soymeal	5/01	7775	-3185	-6785	-2190	-6215	-1805	-2255	0	0	0	4260	0
	Waverider	339	Coffee	5/01	7931	-8981	-2888	8775	2456	-2250	0	-2250	0	-2250	-2250	0
21	ATS-3200	361	Bonds	1/01	-456	5637	44	12769	11065	1506	0	0	-1634	0	0	7643
22	Dual Thrust	562	Silver	8/07	n/a	0	-5175	75855	32025	-5840	-6650	-5170	4175	-2915	8025	18135
	Dual Thrust	562	Euro C	8/06	n/a	1837	10050	41376	26025	12825	0	0	17938	-2600	0	-7213
	Dual Thrust	562	Crude	8/06	n/a	-3260	21600	40340	18020	5740	-10820	3600	-1620	-190	7700	8790
	Dual Thrust	562	Unleaded	8/06	n/a	-6967	53461	52047	32113	-5754	13801	-9026	19799	-920	14788	2369
	Dual Thrust	562	Nat Gas	8/06	n/a	24600	96310	117680	31180	9450	8670	-5360	590	5880	90	8030
	Dual Thrust	562	Gold	8/07	n/a	0	10590	30380	14060	3710	450	-4120	3410	-10280	-2950	-2890
	Dual Thrust	562	S&P	8/06	n/a	1450	27200	23375	-12325	-15575	6675	0	53450	-17000	-1150	35225
	Dual Thrust	562	SP Midcap	8/07	n/a	0	-5770	12345	2930	6435	-8630	290	-2900	5180	3770	1735
	Dual Thrust	562	Mini Russell	8/06	n/a	-2915	-3545	-21485	-8875	-5855	-1610	3525	-5290	-6095	3550	1555
23	Simple Harmony	571	Nat Gas	12/05	0	57380	-8780	970	40095	0	0	0	0	0	0	0
	Simple Harmony	571	Sugar	12/05	0	6170	1373	3642	-2480	0	373	0	-2852	0	0	0
	Simple Harmony	571	Euro C	12/05	0	-3463	11738	-4963	-8625	0	0	0	-7012	0	0	0
	Simple Harmony	571	T Note	12/05	0	556	-456	960	14625	0	-215	-950	0	0	4097	0
	Simple Harmony	571	Copper	12/05	0	4013	51388	9288	49125	0	0	0	0	0	13575	-15413
	Simple Harmony	571	Jap Yen	12/05	0	-16125	10813	3888	-5150	0	10137	0	0	0	0	-6888
	Simple Harmony	571	Cotton	12/05	0	-1250	-9455	7730	-6305	-860	0	0	0	0	-5445	0
24	RC Countertrend	642	* Mini S&P	6/08	n/a	n/a	n/a	-1038	6275	3650	1750	-575	388	-1200	1063	-1163
	RC Countertrend	642	* S&P	6/08	n/a	n/a	n/a	-14250	26825	18000	13525	-4850	2775	-5700	3175	-7275
25	The Big Blue	242	* S&P	8/96	-10125	-3075	14625	21450	25100	175	1175	3575	3300	250	7350	-1300
26	Odyssey MR	684	* Mini Russell	6/10	n/a	n/a	n/a	n/a	4420	n/a	n/a	n/a	n/a	250	1910	-540
27	Auto NRangeR Sh Term	641	Mini S&P	4/08	n/a	n/a	n/a	2413	6013	-888	2438	2825	1425	-1238	88	1275
28	Trendfinder - Tiger	678	* Mini Russell	10/09	n/a	n/a	n/a	n/a	3600	n/a	n/a	n/a	n/a	n/a	n/a	n/a
29	Theta	309	Crude	6/00	-15935	8350	-5740	52505	55680	0	79235	-7115	-2765	0	-660	0
	Theta	309	Jap Yen	6/00	11488	-7725	-2713	1863	20088	17263	0	0	5700	(4,075)	0	-688
	Theta	309	Wheat	6/00	-9050	263	6925	-36175	-1088	0	-400	138	0	500	0	0
	Theta	309	Bonds	6/00	-200	-1300	-1169	-17734	7650	-2317	-3221	0	0	0	5218	-888
	Theta	309	S Franc	6/00	88	-6813	-3638	5588	-14188	0	-3700	-2513	0	0	2538	-1625
	Theta	309	Coffee	6/00	-919	-4613	-450	-1575	-994	-2569	-2831	-2138	-2663	0	0	-5363
30	Auto Core Duo	603	Mini Crude	8/07	n/a	n/a	2843	22663	14618	-700	2163	1200	625	-690	2900	4438
	Auto Core Duo	603	Euro C	4/08	n/a	n/a	n/a	-14888	4213	-925	1463	2200	-2525	-1875	2475	2550
	Auto Core Duo	603	Gold	8/07	n/a	n/a	-2195	22775	8075	1910	4395	1725	-555	-2495	2265	1530
	Auto Core Duo	603	Soybeans	4/08	n/a	n/a	n/a	26913	1325	-1425	2213	-825	-4500	-3988	3413	-325

#1-2010 ISSUE

©2010 MASTER PERFORMANCE TABLE

Combined

Sept. 2009	Oct 2009	Nov 2009	Dec 2009	Jan 2010	12 Mos Net P/L (8)	12 Mos Max DD (9)	12 Mos Total Trds (10)	% Wins (11)	Avg. Win (12)	Avg. Loss (13)	Max. Con. Loss (14)	Min. Req'd Cap. \$ (15)	%Chng Min.Req Cap. (16)	Comb-ined %Chng. (17)	Total Net P/L (18)	Total Max DD (19)	%Chng Min.Req Cap.Since Release (20)	%Chng Min.Req Cap.Since Release (22)
-3585	-6625	2355	0	0	31955	10210	5	60.0	14055	-5105	2	13500	236.7%	236.7%	94700	12460	75.8%	75.8%
10835	1235	8700	-8480	2650	26945	14910	81	59.3	1800	-1805	4	13500	199.6%	199.6%	81320	238470	289.1%	289.1%
0	721	-1575	2050	2346	9368	1575	8	75.0	1972	-1232	1	5400	173.5%	173.5%	12218	14400	24.5%	24.5%
-1400	2063	-638	613	350	21013	6163	79	65.8	865	-887	4	13500	155.6%	155.6%	1500	24000	3.2%	3.2%
2255	3120	100	525	-5520	9205	7160	37	48.6	1701	-1124	5	6000	153.4%	153.4%	23205	7160	257.8%	257.8%
2450	-1513	-1750	-1175	5675	15888	11838	208	50.5	1046	-913	6	10500	151.3%	151.3%	-48388	91100	-77.9%	-77.9%
-355	0	0	0	-2925	85335	3280	3	33.3	88615	-1595	2	13500	632.1%	138.8%	89215	23450	82.6%	34.1%
0	0	0	6707	0	6707	0	1	100.0	6707	0	0	3600	186.3%	138.8%	41786	4555	145.1%	34.1%
0	-1625	0	0	0	20225	3450	3	33.3	23675	-1712	2	15000	134.8%	138.8%	28505	19350	23.8%	34.1%
-4735	0	-2615	-1875	0	13075	13380	5	20.0	26455	-3345	4	13500	96.9%	138.8%	29060	13380	26.9%	34.1%
0	0	0	8213	-2425	3575	2425	3	33.3	8213	-2314	1	9300	38.4%	138.8%	15963	10938	21.5%	34.1%
0	0	0	5875	0	850	5025	2	50.0	5875	-5025	1	10500	8.1%	138.8%	53325	16713	63.5%	34.1%
0	-2356	0	-1919	0	-5975	5975	3	0.0	238	-1992	3	9600	-62.2%	138.8%	-16431	25313	-21.4%	34.1%
0	0	0	-3838	0	-7200	8875	4	25.0	1675	-2958	3	9000	-80.0%	138.8%	-12200	13050	-16.9%	34.1%
0	0	-1410	0	4290	4460	2960	8	50.0	2583	-1468	2	3600	123.9%	123.9%	-1380	23360	-2.6%	-2.6%
500	4400	4500	-3400	-575	11813	9775	103	84.5	556	-2291	4	10500	112.5%	112.5%	17163	17725	78.5%	78.5%
-428	-736	1312	-212	1884	3276	2932	34	20.6	1322	-222	13	3000	109.2%	109.2%	-38872	45492	-55.3%	-55.3%
-1115	-6005	0	-6280	-4100	38650	20630	8	25.0	29640	-3438	6	13500	286.3%	102.8%	93850	20630	163.6%	69.3%
0	0	0	14838	9338	18363	5813	4	50.0	12306	-3125	1	10500	174.9%	102.8%	15863	15600	35.5%	69.3%
0	0	1933	0	7003	7019	2865	9	33.3	3770	-713	4	5400	130.0%	102.8%	14097	3140	61.4%	69.3%
26288	-4800	0	0	2413	13738	10163	6	33.3	14350	-3732	3	13500	101.8%	102.8%	76425	40263	133.2%	69.3%
0	0	0	-1300	-3913	-375	15350	10	20.0	7519	-1927	7	9000	-4.2%	102.8%	-11913	15350	-31.1%	69.3%
0	-231	0	-1450	-1591	-3481	3481	6	16.7	3097	-1317	3	5400	-64.5%	102.8%	7351	8043	32.0%	69.3%
-3430	270	0	0	840	-8840	10525	11	27.3	775	-1396	4	6000	-147.3%	102.8%	-9210	15550	-36.1%	69.3%
-7225	-12575	-9325	1475	9350	84250	36975	72	63.9	3856	-3584	7	84375	99.9%	99.9%	221350	60875	125.9%	125.9%
11950	-825	3150	4525	3400	75900	16925	44	65.9	12445	-18992	2	84375	90.0%	90.0%	220800	30750	125.6%	125.6%
425	106	131	0	0	1968	213	8	87.5	311	-210	1	2250	87.4%	87.4%	3095	4473	14.9%	14.9%
-1580	1760	1510	-1990	0	8110	5650	37	75.7	956	-2076	2	9600	84.5%	84.5%	25710	14170	21.3%	21.3%
255	-1080	-190	735	1100	3910	1350	40	67.5	261	-241	5	4800	81.5%	81.5%	3910	1350	81.5%	81.5%
950	1325	625	-6550	-1163	8063	10825	81	69.1	1142	-2232	3	10500	76.8%	76.8%	1288	24863	5.9%	5.9%
175	6350	2850	-500	7075	32200	8275	130	66.9	1011	-1295	3	42188	76.3%	76.3%	130275	28400	41.6%	41.6%
3200	-2875	0	-2750	1700	32100	11200	104	49.0	1680	-1009	8	42188	76.1%	76.1%	283525	51400	31.0%	31.0%
0	-760	-2175	-2175	0	70915	12410	9	22.2	42410	-1974	4	13500	525.3%	76.1%	120410	34675	101.0%	18.3%
195	-3850	0	825	0	5260	5910	6	50.0	3788	-2035	2	3150	167.0%	76.1%	5635	10387	20.3%	18.3%
0	0	0	11075	0	2075	9000	5	20.0	11075	-2250	4	10500	19.8%	76.1%	1975	53375	2.1%	18.3%
-4525	-2263	0	-106	0	-900	6894	7	28.6	4230	-1874	4	9600	-9.4%	76.1%	-7228	23563	-8.5%	18.3%
0	1050	-2175	-2175	0	-3625	10400	7	28.6	3913	-2293	3	12000	-30.2%	76.1%	-9815	36500	-9.3%	18.3%
0	0	0	0	1595	-1980	3575	5	40.0	1613	-1735	2	6000	-33.0%	76.1%	13775	14115	26.0%	18.3%
0	-4240	-2175	0	-405	-6620	9075	8	12.5	6515	-1876	5	6000	-110.3%	76.1%	-15085	23945	-28.5%	18.3%
0	-2250	0	-2175	0	-13425	13425	6	0.0	15881	-2238	6	7200	-186.5%	76.1%	263	22388	0.4%	18.3%
0	0	3550	0	-3981	7084	3381	6	50.0	4816	-2455	3	9600	73.8%	73.8%	48709	15319	54.9%	54.9%
17480	7735	1055	11990	7995	56015	21780	93	55.9	2392	-1666	6	12000	466.8%	73.5%	110700	39190	369.0%	241.4%
0	6688	-1613	0	488	26513	9813	10	40.0	11703	-3383	3	10500	252.5%	73.5%	79775	15775	212.0%	241.4%
-4830	9380	-5550	4810	9340	26350	17240	57	45.6	3072	-1725	6	13500	195.2%	73.5%	86040	35070	177.9%	241.4%
-6052	7203	-12109	-6245	5720	23575	19198	59	40.7	3996	-2069	7	15000	157.2%	73.5%	136374	24276	259.8%	241.4%
-6830	-10	-7870	5400	1380	19420	16250	154	46.8	1591	-1163	4	13500	143.9%	73.5%	271150	16250	560.5%	241.4%
3800	1940	7090	6340	-570	5930	18750	41	36.6	2916	-1455	6	9999	59.3%	73.5%	54460	18750	217.9%	241.4%
-6475	-18250	-12175	-7825	-2450	14450	58300	26	46.2	10035	-7584	4	84375	17.1%	73.5%	37250	59200	12.3%	241.4%
-2040	3220	-4795	-3370	-3735	-4840	15800	180	48.3	909	-901	7	22500	-21.5%	73.5%	5770	37315	10.3%	241.4%
-1080	-2980	2215	-885	-4595	-17545	20880	55	29.1	2069	-1299	10	22500	-78.0%	73.5%	-41415	47730	-52.6%	241.4%
0	66425	0	-26330	-7715	32380	34045	4	25.0	66425	-11348	3	13500	239.9%	73.0%	81950	34045	145.7%	87.7%
0	0	0	0	12883	10404	2853	3	66.7	6628	-2862	1	5400	192.7%	73.0%	21590	2853	96.0%	87.7%
0	0	0	0	15063	8050	7013	3	66.7	7531	-7027	1	10500	76.7%	73.0%	9750	17400	21.8%	87.7%
0	0	0	1316	-2294	1953	2294	5	40.0	2706	-1153	2	5400	36.2%	73.0%	13391	8097	59.5%	87.7%
0	0	0	0	6063	4225	15413	3	66.7	9819	-15438	1	13500	31.3%	73.0%	119875	21125	208.9%	87.7%
0	0	-5225	-3175	-400	-5550	15688	5	20.0	10138	-3922	4	9000	-61.7%	73.0%	-6975	16125	-18.2%	87.7%
0	0	0	0	1050	-5255	6305	3	33.3	1050	-3150	2	6000	-87.6%	73.0%	-8230	17360	-32.3%	87.7%
413	863	763	13	600	6563	2863	142	49.3	327	-227	5	6750	97.2%	72.6%	5838	7550	51.9%	22.7%
1875	3475	3375	500	75	28950	17400	140	52.9	1510	-1257	5	42188	68.6%	72.6%	12650	49425	18.0%	22.7%
6600	4000	425	2075	125	27750	4625	109	49.5	1425	-893	4	42188	65.8%	65.8%	87888	50725	15.2%	15.2%
640	2380	-390	170	-580	3840	2130	78	61.5	257	-283	4	6000	64.0%	64.0%	3840	2130	64.0%	64.0%
188	-938	1513	150	1775	8613	1713	72	73.6	326	-456	3	13500	63.8%	63.8%	10200	8450	41.2%	41.2%
n/a	3290	65	245	185	3785	900	23	43.5	588	-161	5	6000	63.1%	63.1%	3785	900	63.1%	63.1%
-4820	-4045	0	-4150	-3505	52175	27060	11	27.3	27748	-3895	4	13500	386.5%	62.3%	103135	27935	77.7%	-1.0%
0	3700	0	-1,813	475	20563	4763	7	57.1	6784	-2182	2	9000	228.5%	62.3%	29988	12950	33.9%	-1.0%
0	3075	0	-2800	0	513	4700	7	42.9	1871	-1277	3	9600	5.3%	62.3%	-47913	51213	-50.8%	-1.0%
0	1269	-2256	-1544	-1075	-4815	5539	8	25.0	3243	-1883	3	9600	-50.2%	62.3%	-30722	37297	-32.5%	-1.0%
0	0	0	0	-588	-5888	6213	5	20.0	2538	-2106	2	9300	-63.3%	62.3%	-25313	27975	-27.7%	-1.0%
-5963	0	-1950	-619	-2194	-26288	26288	12	0.0	23100	-2191	12	7200	-365.1%	62.3%	-34688	37256	-49.0%	-1.0%
1388	-50	2445	438	-838	13318	2625	139	40.3	766	-357	7	6750	197.3%	59.4%	39285	8225	232.8%	150.3%
-638	1688	1738	-1150	200	5200	5500	138	43.5	779	-533	7	3						

Table with columns: Rank by % Chng Col. 17, System Name, System #, Day, Commodity Tested, Sys. Rel. Date, Net \$Profit/Loss Per Year (2005-2009), and monthly performance from Feb 2009 to Aug 2009.



Sept. 2009	Oct 2009	Nov 2009	Dec 2009	Jan 2010	12 Mos		12 Mos		Max	Min.	%Chng	Comb-	Total	Total	%Chng	%Chng		
					Net P/L	Max DD	Total Trds	% Wins									Avg. Win	Avg. Loss
-835	1138	2398	-2410	-3065	-5480	6218	115	31.3	550	-320	17	3750	-146.1%	59.4%	9278	7088	9.9%	150.3%
4325	8425	-950	-700	-4825	25675	11350	108	58.3	1338	-1301	6	42188	60.9%	58.6%	27275	38575	25.9%	19.6%
800	1613	-375	-475	-1050	3000	2850	109	41.3	336	-190	10	6750	44.4%	58.6%	-3288	12188	-19.5%	19.6%
16325	3675	13025	2875	-1425	48075	11125	23	60.9	6379	-4590	2	84375	57.0%	57.0%	160825	46275	13.1%	13.1%
0	0	19800	0	-4975	47875	40050	5	60.0	30967	-22513	1	84375	56.7%	56.7%	58400	248800	3.3%	3.3%
0	755	-35	645	45	1745	890	13	76.9	267	-308	2	3150	55.4%	55.4%	2790	2475	20.8%	20.8%
65	-30	-370	235	0	4090	2485	60	355.0	355	0	4	6000	68.2%	54.0%	5270	3465	47.9%	40.8%
45	550	-520	-5	0	5220	1780	60	56.7	403	-327	5	11250	46.4%	54.0%	7640	3535	37.0%	40.8%
10025	1375	-2225	-4750	375	22600	10950	173	51.4	1374	-1184	4	42188	53.6%	53.6%	25125	29825	12.1%	12.1%
750	-30	-60	850	402	2597	925	94	48.9	171	-110	4	5250	49.5%	49.5%	2598	925	49.5%	49.5%
-88	1738	138	325	513	8963	1225	27	85.2	516	-728	2	13500	66.4%	48.7%	-963	12888	-3.9%	-8.6%
-625	8425	725	1525	2500	38675	6100	26	84.6	2411	-3586	2	84375	45.8%	48.7%	-14500	68600	-9.4%	-8.6%
1325	3125	-1675	-1550	-1670	6810	5040	182	52.7	481	-457	11	6000	113.5%	43.4%	10300	21860	43.8%	44.3%
-525	6825	3150	2625	3150	15625	27375	193	54.9	1440	-1573	10	42188	37.0%	43.4%	72800	41150	44.1%	44.3%
13	1275	88	75	-13	1400	6300	189	52.4	296	-310	10	6750	20.7%	43.4%	12138	9875	45.9%	44.3%
230	-210	1170	280	940	2590	1080	75	48.0	289	-200	6	6000	43.2%	43.2%	2590	1080	43.2%	43.2%
0	0	0	16,888	0	16888	0	1	100.0	16888	0	0	10500	160.8%	42.5%	75663	8013	72.7%	36.2%
0	0	0	-888	-538	-8600	11200	8	25.0	5119	-3140	3	9000	-95.6%	42.5%	-5650	17413	-6.3%	36.2%
725	-250	-1775	3500	-2450	17775	7525	146	41.8	1704	-1015	6	42188	42.1%	42.1%	67300	44350	19.9%	19.9%
0	0	8225	-2588	11375	30438	4738	7	71.4	7553	-3652	1	10500	289.9%	42.1%	113263	14713	95.2%	33.0%
0	0	-2520	-1110	3250	4980	4900	10	50.0	2654	-1658	4	3600	138.3%	42.1%	48300	12740	81.7%	33.0%
0	0	6000	-2025	4450	1150	9188	13	30.8	4788	-2003	4	9300	12.4%	42.1%	13788	28113	9.0%	33.0%
0	1350	788	-6363	-2775	-1100	14538	14	42.9	3536	-2794	3	9000	-12.2%	42.1%	81175	28275	54.9%	33.0%
-5700	-2763	-1025	-588	2075	-19294	21369	15	13.3	6047	-2411	9	6000	-321.6%	42.1%	-48550	50625	-49.3%	33.0%
-150	-700	3875	3725	1500	16625	18875	101	56.4	1056	-988	5	42188	39.4%	39.0%	28050	30050	36.3%	36.1%
38	13	150	488	675	2438	3825	106	37.7	304	-147	8	6750	36.1%	39.0%	4313	5863	34.8%	36.1%
15725	11675	8675	0	0	57650	3175	7	85.7	10138	-3165	1	84375	68.3%	35.9%	90450	47225	24.3%	21.2%
5075	2365	795	0	0	18360	12550	8	50.0	7728	-3138	4	48000	38.3%	35.9%	66960	95350	31.6%	21.2%
4930	2325	35	0	0	7100	5155	8	62.5	2451	-1718	3	45000	15.8%	35.9%	60495	83475	30.4%	21.2%
11675	5350	6725	0	-11025	-475	13200	7	42.9	7917	-6067	3	52500	-0.9%	35.9%	-2420	65325	-1.0%	21.2%
0	0	0	0	14967	16743	769	3	66.7	8756	-779	1	5400	310.1%	35.6%	19902	6927	86.7%	39.3%
0	0	0	0	12875	9800	3075	4	50.0	7975	-3075	1	10500	93.3%	35.6%	17600	10175	39.4%	39.3%
0	-6150	0	-3075	1125	6035	21525	9	22.2	13780	-3070	7	13500	44.7%	35.6%	9890	32820	17.2%	39.3%
0	0	0	2363	-400	2875	9225	6	33.3	6250	-2402	3	9000	31.9%	35.6%	-4138	23075	-10.8%	39.3%
-3075	0	-3075	0	0	1738	9225	4	25.0	10963	-3075	3	13500	12.9%	35.6%	85675	17375	149.3%	39.3%
0	0	0	0	1050	-3045	4095	4	25.0	1050	-1365	3	6000	-50.8%	35.6%	-12950	21135	-50.8%	39.3%
0	0	-2763	-3075	-2294	-11597	11597	4	0.0	5925	-2899	4	5400	-214.8%	35.6%	-10233	11597	-44.6%	39.3%
2075	1750	750	0	2263	3288	4838	17	64.7	1157	-1573	1	9300	35.4%	35.4%	2450	25150	2.5%	2.5%
0	0	8225	-4600	5850	15138	14788	6	66.7	8631	-9711	1	10500	144.2%	32.5%	69975	29663	68.9%	26.8%
-1150	0	0	0	0	5038	4194	5	60.0	3460	-2671	1	6000	84.0%	32.5%	33138	16344	57.1%	26.8%
0	0	350	-575	0	1675	575	6	50.0	925	-367	2	2250	74.4%	32.5%	1675	11225	7.7%	26.8%
0	0	6000	-3288	1225	6763	7550	6	66.7	4400	-5428	1	9300	72.7%	32.5%	11663	17500	13.1%	26.8%
-510	0	0	0	0	-5100	5100	4	25.0	1500	-2200	2	9600	-53.1%	32.5%	1050	17260	1.1%	26.8%
0	0	625	-9513	0	-8350	11263	5	60.0	1179	-5944	1	9000	-92.8%	32.5%	2213	21263	2.6%	26.8%
11550	-1775	-1350	-3225	-925	13650	11175	97	46.4	1563	-1091	5	42188	32.4%	32.4%	13650	11175	32.4%	32.4%
0	0	8225	-2850	6088	18363	2850	5	80.0	5303	-2849	1	10500	174.9%	32.3%	68150	23575	57.3%	26.3%
-413	-2800	0	0	0	7919	3213	6	50.0	4602	-1962	2	6000	132.0%	32.3%	13006	20650	13.2%	26.3%
0	0	6000	-3275	0	7738	3275	4	75.0	3671	-3275	1	9300	83.2%	32.3%	1163	25025	0.8%	26.3%
0	-1130	0	-3270	0	750	12600	6	33.3	8125	-3869	3	13500	5.6%	32.3%	141570	30930	63.9%	26.3%
-1500	0	3910	0	-1785	-2825	4950	4	25.0	3910	-2245	2	6000	-47.1%	32.3%	30000	18755	30.5%	26.3%
0	0	1620	-2800	0	-2700	3100	5	40.0	1010	-1573	2	5400	-50.0%	32.3%	8730	23680	9.8%	26.3%
0	0	-4425	0	675	-10519	11194	4	25.0	675	-3731	3	7200	-146.1%	32.3%	-12638	83813	-10.7%	26.3%
800	-1525	1738	938	-2488	2038	3038	197	61.4	219	-322	6	6750	30.2%	30.2%	1725	3038	23.6%	23.6%
4925	-990	1690	2055	-370	11665	6000	53	41.5	1785	-890	4	22500	51.8%	28.9%	-3035	23165	-6.7%	-19.6%
3755	-1215	-1810	745	-4310	-1695	7995	51	33.3	1597	-847	7	12000	-14.1%	28.9%	-10480	16765	-43.7%	-19.6%
3525	-675	-4225	-1975	-2775	11825	15200	115	46.1	1611	-1187	9	42188	28.0%	28.0%	240288	43450	43.8%	43.8%
-5690	30	0	-1280	0	28570	7170	10	50.0	7550	-1836	3	13500	211.6%	27.1%	21190	48700	26.5%	11.2%
0	1540	0	0	-4540	3320	4540	10	40.0	2573	-1162	4	13500	24.6%	27.1%	3400	20100	4.3%	11.2%
-1075	875	1813	-1163	0	450	1163	4	50.0	1344	-1119	1	9000	5.0%	27.1%	-10513	13525	-19.7%	11.2%
0	385	0	-275	0	-165	4741	9	33.3	1617	-835	5	3300	-5.0%	27.1%	22693	8822	116.2%	11.2%
863	-1075	-1075	-2313	3313	-2025	8200	10	30.0	3013	-1581	4	10500	-19.3%	27.1%	33975	24263	54.7%	11.2%
-1960	640	0	0	-950	-2650	2650	7	28.6	485	-724	3	9600	-27.6%	27.1%	460	9460	0.8%	11.2%
-1700	0	2645	0	385	-1825	7370	13	30.8	2178	-1172	6	6000	-30.4%	27.1%	-13255	24810	-37.3%	11.2%
0	-2400	0	-3600	0	-5981	6000	6	16.7	19	-1200	5	7200	-83.1%	27.1%	-9919	19763	-23.3%	11.2%
0	1125	475	0	328	4478	700	14	85.7	451	-466	1	3750	119.4%	27.0%	1973	6305	21.0%	8.1%
1230	-465	1205	-1165	410	4060	1710	16	50.0	1394	-887	2	12000	33.8%	27.0%	-2065	8795	-6.9%	8.1%
25	-290	-915	460	270	-1450	3340	34	38.2	665	-480	5	10500	-13.8%	27.0%	5420	3885	20.6%	8.1%
7050	-6000	6775	-3675	3400	22625	16475	118	59.3	2222	-2766	6	84375	26.8%	26.8%	207550	35175	46.9%	46.9%
0	0	-1480	0	4300	9690	3050	9	55.6	3012	-1347	3	3600	269.2%	25.9%	26180	4170	223.8%	82.2%
0	0	225	0	13313	16300	11213	15	40.0	6613	-2598	4	10500	155.2%	25.9%	49563	14263	145.2%	82.2%
0	380	3210	-2190	2370	-1790	6810	15	53.3	1535	-2007	4	5400	-33.1%	25.9%	12410	10910	70.7%	82.2%
-3660	-9310	1980	6470	680	-5190													

#1-2010 ISSUE

Rank by % Chng Col. 17 (1)	System Name (2)	System # (3)	Day Trd. (4)	Commodity Tested (5)	Sys. Rel. Date (6)	Net \$Profit/Loss Per Year (6)					Feb 2009	Mar 2009	April 2009	May 2009	June 2009	July 2009	Aug 2009
						2005	2006	2007	2008	2009							
	CatsCan IV Const	564		Coffee	11/06	n/a	2531	-8643	188	-9995	3825	-1613	-1031	-1181	5531	-3806	-3094
58	Trendfinder - Cougar	675	*	Mini Russell	10/09	n/a	n/a	n/a	n/a	1350	n/a	n/a	n/a	n/a	n/a	n/a	n/a
59	GEMS NG Mini	605		Mini Nat Gas	6/07	n/a	n/a	-770	-1645	2435	38	113	-1625	0	-100	1083	988
60	Miracle Trading Mthd.	31		Bonds	6/86	2250	-2600	14030	16590	15090	-2460	5770	5930	-5100	3870	2620	1510
	Miracle Trading Mthd.	31		Pork Bellies	6/86	-8796	6516	3604	8672	688	-1952	-48	-3352	0	-7108	1640	0
	Miracle Trading Mthd.	31		Soybeans	6/86	-4725	1345	-8800	-19155	7785	-4870	2065	-6135	-4065	-275	585	9050
	Miracle Trading Mthd.	31		S&P	6/86	9025	-17525	21400	-106563	16475	12925	22975	-22650	-3550	2650	5350	-14000
61	CTB4 SW	624		B Pound	1/08	n/a	n/a	n/a	-26581	3513	-2150	-1219	500	3950	3006	1431	-4263
62	Longriffle	451		Mini S&P	1/04	-1763	-1775	-2925	6975	2350	1075	1538	263	2250	463	-425	-500
63	Catscan III Const.	422		Euro C	5/03	2986	3999	11339	16651	17163	3863	-4400	-1100	10413	0	-2250	-2963
	Catscan III Const.	422		S Franc	5/03	3624	-476	-5488	6536	2762	38	-1225	-2450	7375	0	-3013	-4163
	Catscan III Const.	422		T Note	5/03	3790	-5810	5370	-950	1350	3850	-1970	520	3820	0	-2200	-2300
	Catscan III Const.	422		Euro \$	5/03	-1775	-2925	-4125	-1900	50	-525	-475	-75	875	-775	0	725
	Catscan III Const.	422		F Note	5/03	425	-2360	1450	3535	-2050	-20	0	0	-255	0	-530	-690
	Catscan III Const.	422		\$ Index	5/03	5750	-2910	2720	6590	-5060	-430	-2660	-2420	6130	0	-870	-2450
	Catscan III Const.	422		Jap Yen	5/03	5451	1226	8526	15427	-15152	10425	-3738	-1400	-2063	0	425	-1925
64	R-Breaker	187	*	S&P	7/93	-20475	-7100	42425	8350	9750	-575	9275	-6950	4250	1025	5925	-4550
65	Pegasus ES	682	*	Mini S&P	6/10	n/a	n/a	n/a	n/a	1713	n/a	n/a	n/a	n/a	212	687	-1412
66	HiProb	491		Mini S&P	1/05	-2413	2963	3663	9613	5175	3663	-300	0	-600	-63	875	0
	HiProb	491		Mini Midcap	1/05	2380	8360	1110	20145	5390	4890	-2945	0	-1075	-5	815	0
	HiProb	491		Mini Russell	1/05	3635	8485	8040	21325	2540	1525	-3055	0	-875	205	635	2455
	HiProb	491		Mini Nasdaq	1/05	-565	3260	1700	1685	1620	2215	-1415	-155	-960	-215	615	0
67	The Mystery System	196		S Franc	11/93	887	538	-4715	-3837	6274	-38	-2813	0	6963	0	0	675
	The Mystery System	196		Jap Yen	11/93	10750	-11178	-5951	10287	8476	4638	0	0	-1350	0	0	2888
	The Mystery System	196		Coffee	11/93	8307	-14831	-3132	17230	-4651	2381	-2138	-2344	-1969	8719	-1069	6563
	The Mystery System	196		B Pound	11/93	-8762	-2750	-8008	-383	-3426	-3813	600	569	8444	0	-1850	-588
	The Mystery System	196		Euro C	12/98	10624	-7663	2413	22739	3650	-12563	-1250	213	10350	-5600	0	-2588
68	Delphi Universal	509		Mini Midcap	9/05	4545	3155	11380	13395	7270	3470	-685	-2700	590	1010	5080	-1910
69	Trendfinder - Lion 2	677	*	Mini Russell	10/09	n/a	n/a	n/a	n/a	435	n/a	n/a	n/a	n/a	n/a	n/a	n/a
70	LPR HYL-6	662	*	Mini S&P	4/09	n/a	n/a	n/a	n/a	463	n/a	n/a	400	-263	25	338	138
71	LPR ML-88	671	*	Mini S&P	7/09	n/a	n/a	n/a	n/a	725	n/a	n/a	n/a	n/a	n/a	375	263
72	Trendfinder - Bobcat 2	674	*	Mini Russell	10/09	n/a	n/a	n/a	n/a	655	n/a	n/a	n/a	n/a	n/a	n/a	n/a
73	RC Super	632	*	Mini S&P	4/08	n/a	n/a	n/a	5700	2175	388	1350	175	175	-825	-1013	-1338
	RC Super	632	*	S&P	4/08	n/a	n/a	n/a	27150	9175	2600	6700	-1625	650	-4150	-4850	-6600
74	GK-Currency Trader	294		Euro C	12/98	-588	-3738	9525	15163	10263	0	0	0	3000	0	0	2513
	GK-Currency Trader	294		\$ Index	7/98	-530	-4730	1720	4740	750	0	-5530	0	3290	0	0	1600
	GK-Currency Trader	294		S Franc	7/98	551	-7613	-4050	6312	-4363	-11775	0	0	3950	0	0	675
	GK-Currency Trader	294		Jap Yen	7/98	11838	-10400	-8788	10751	-1688	2588	0	0	-5488	0	0	-88
75	Tzar	426		S&P	3/03	-1250	63300	93475	43975	60050	23450	-13475	19100	-13850	16600	22550	19275
	Tzar	426		Russell 2K	3/03	23675	11125	120000	-97685	2435	1310	0	-4225	0	4245	755	1595
	Tzar	426		D. Jones	3/03	2510	-11990	10940	30080	-140	-4800	-1080	1300	-4500	4210	4680	4370
	Tzar	426		Nasdaq	3/03	-8350	21625	-32075	49200	-17000	-9800	-7525	-6700	0	3875	10450	0
76	DCB Cotton	546		Cotton	12/05	0	-770	1010	-2425	675	0	0	0	0	1670	0	-25
77	EuroDollar Indicator	221		Euro \$	5/95	-625	25	-3225	-150	2275	25	-275	0	1325	-1375	0	775
78	Basis	269		\$ Index	1/98	-30	-930	-520	-10	3340	-2050	-1170	0	8130	0	0	1610
	Basis	269		S Franc	1/98	8013	-1525	-6013	888	2337	0	-4163	0	8400	0	0	675
	Basis	269		B Pound	1/98	-281	-1776	-5619	19025	5568	0	0	0	10025	0	0	1213
	Basis	269		Heat Oil	1/98	0	0	-2285	54003	0	0	0	0	0	0	0	0
	Basis	269		Bonds	1/98	-9440	8640	-6530	530	0	0	0	0	0	0	0	0
	Basis	269		T Note	1/98	-950	-1100	2260	-1070	-210	0	0	730	3160	0	0	-1660
	Basis	269		Cotton	1/98	-3700	-1255	-2515	-8080	-13225	-290	0	-2050	0	-2925	-1260	-1850
79	LPR HYL-23	672	*	Mini S&P	7/09	n/a	n/a	n/a	n/a	163	n/a	n/a	n/a	n/a	n/a	275	38
80	Jen Jamer	656	*	Mini Midcap	1/09	n/a	n/a	n/a	11770	1600	235	1470	50	955	-895	-105	-930
81	Odyssey EM	680	*	Mini Midcap	6/10	n/a	n/a	n/a	n/a	1300	n/a	n/a	n/a	n/a	-10	590	20
82	Spectrum	438	*	SP Midcap	8/03	-6625	2500	-23375	25375	5480	-12850	18500	350	5350	-1075	-1050	0
	Spectrum	438	*	Russell 2K	8/03	-3475	-750	-10850	5950	4010	-470	1825	2110	-80	380	1435	0
	Spectrum	438	*	S&P	8/03	-1175	5500	8125	69975	4850	-12900	10675	-450	7775	600	1225	0
	Spectrum	438	*	Nasdaq	8/03	-4550	400	-1300	20175	-11600	-7400	0	-750	400	1250	300	0
83	Mechwarrior-ES	485		Mini S&P	12/04	813	5138	-2713	25088	2150	150	-1413	1325	1525	525	-1263	-825
84	Market Mapping	203		Bonds	1/94	-1070	-1270	-11390	-8730	970	-390	6300	-2100	2140	560	1060	3580
235	Market Mapping	203		S&P	1/94	-7700	-6800	-11400	22825	675	-6175	-1700	10875	6400	-1975	4550	-875
85	Parabolic Stop	65		Coffee	1/87	4463	-3600	-8681	22858	23195	-919	1388	656	0	14925	488	11419
	Parabolic Stop	65		Jap Yen	1/87	-875	-11214	-4940	18714	5526	10175	-9700	750	-4925	975	1725	4013
	Parabolic Stop	65		Live Hogs	1/87	-64	-1056	-5868	8888	2896	-800	-8	-2308	480	604	784	3160
	Parabolic Stop	65		Euro C	1/87	-13376	-12189	10388	28789	9314	1575	7888	513	10538	-750	-7663	-11400
	Parabolic Stop	65		\$ Index	1/87	-6820	-3550	-1330	4890	2770	40	2290	-720	3010	-1870	-120	-2560
	Parabolic Stop	65		Bonds	1/87	5670	-12510	7390	-3280	-7620	3310	-7970	0	-1460	3200	6740	-1970
	Parabolic Stop	65		Euro \$	1/87	-1825	-1975	-2325	2550	2125	300	-425	0	1225	-825	0	500
	Parabolic Stop	65		Cotton	1/87	635	-4515	8120	7070	-7760	1430	-1380	1290	1945	-210	560	-3005
	Parabolic Stop	65		Copper	1/87	-19289	8313	3999	10474	-31788	-6288	5400	-1025	-11975	-1400	-2650	-6388
	Parabolic Stop	65		Nat Gas	1/87	41220	-14050	-28360	24040	-14020	-6470	-5140	5810	4730	-14070	640	-820
86	Millenium 2000	280		Coffee	3/98	-15188	-10651	-1594	10913	-2251	2213	-75	731	-1669	9019	-469	7875
	Millenium 2000	280		Euro C													

					12 Mos		12 Mos		Max		Min.		%Chng Min. Req	Comb- ined	Total Net	Total Max	%Chng Min. Req Cap. Since Release	%Chng Min. Req Cap. Since Release
Sept	Oct	Nov	Dec	Jan	Net P/L	Max DD	Total Trds	% Wins	Avg. Win	Avg. Loss	Con. Loss	Req'd Cap. \$						
2009	2009	2009	2009	2010	(8)	(9)	(10)	(11)	(12)	(13)	(14)	(15)	(16)	(17)	(18)	(19)	(20)	(22)
-2269	0	-94	-3919	863	-6788	15881	26	38.5	1787	-1543	5	7200	-94.3%	25.9%	-15056	28013	-64.3%	82.2%
n/a	445	190	715	185	1535	850	29	41.4	393	-187	4	6000	25.6%	25.6%	1535	850	25.6%	25.6%
1638	513	660	-1245	-1155	905	3443	41	48.8	527	-459	4	3750	24.1%	24.1%	-1135	6773	-11.0%	-11.0%
0	-3940	0	4060	-670	11590	5200	12	50.0	4170	-2238	2	9600	120.7%	23.4%	14430	52480	6.4%	-2.9%
4288	2408	0	6524	1720	4120	12460	16	43.8	2523	-1508	6	3600	114.4%	23.4%	51584	24932	61.2%	-2.9%
900	3690	2825	4015	-6735	1050	16370	19	73.7	1873	-5039	3	9000	11.7%	23.4%	-52660	85600	-25.0%	-2.9%
-6875	-5675	14175	-5100	7925	8150	44750	29	34.5	10388	-5042	5	84375	9.7%	23.4%	-84900	199700	-4.3%	-2.9%
-2938	1825	1825	-281	-288	1400	8525	117	77.8	394	-1327	3	6000	23.3%	23.3%	-23356	31669	-186.9%	-186.9%
1163	-1825	-88	-663	-113	3138	2863	65	36.9	481	-205	11	13500	23.2%	23.2%	250	9188	0.3%	0.3%
0	0	8225	-638	13325	24475	7888	15	40.0	6975	-1931	4	10500	233.1%	22.6%	75875	24013	105.7%	38.8%
0	0	6000	-400	2875	5038	7175	19	26.3	3768	-985	7	9300	54.2%	22.6%	2488	19675	3.9%	38.8%
-2270	-540	-110	-2100	2530	-770	9520	16	37.5	1985	-1268	8	5400	-14.3%	22.6%	18030	11130	48.9%	38.8%
-450	-550	50	-300	-50	-1550	1550	21	23.8	395	-220	6	2250	-68.9%	22.6%	-11925	12525	-77.6%	38.8%
-160	-940	940	-1135	370	-2420	2835	20	15.0	542	-238	10	3000	-80.7%	22.6%	-125	7640	-0.6%	38.8%
-1100	760	-4030	-570	3810	-3830	8800	19	31.6	2117	-1273	5	3600	-106.4%	22.6%	19030	11450	77.4%	38.8%
0	-3175	-2288	-7150	-313	-11200	22688	18	33.3	3261	-2561	5	9000	-124.4%	22.6%	10863	22688	17.7%	38.8%
7550	525	-5025	-3350	925	9025	10700	164	40.9	1464	-920	8	42188	21.4%	21.4%	282675	44950	39.8%	39.8%
-1225	2312	850	287	-352	1360	2663	143	67.1	139	-255	3	6750	20.1%	20.1%	1360	2663	20.1%	20.1%
1275	175	0	0	0	5025	1613	10	60.0	1217	-569	2	13500	37.2%	20.1%	19000	4525	27.2%	35.8%
3440	0	-805	0	0	4315	4025	9	55.6	1829	-1211	3	22500	19.2%	20.1%	37385	4025	32.2%	35.8%
1975	-275	-1155	0	0	1435	3930	9	55.6	1359	-1343	2	12000	12.0%	20.1%	44025	3930	71.0%	35.8%
975	0	-50	0	0	1010	2745	10	40.0	951	-466	5	10500	9.6%	20.1%	7700	2745	14.2%	35.8%
0	0	6000	-3150	3325	10963	3150	7	57.1	4241	-1994	2	9300	117.9%	19.8%	52863	17888	34.4%	31.7%
0	0	10338	-8038	-1700	6775	9738	8	62.5	3780	-4042	2	9000	75.3%	19.8%	56538	54088	38.1%	31.7%
-4706	-4800	-2419	-1050	4031	1200	12975	21	33.3	3295	-1559	7	7200	16.7%	19.8%	86963	35869	73.2%	31.7%
-2725	-4263	900	1125	-563	-2163	9425	21	38.1	1777	-1260	3	6000	-36.1%	19.8%	-38463	51888	-38.9%	31.7%
2625	-1750	-2975	2063	3000	-8475	16125	22	36.4	3417	-2561	3	10500	-80.7%	19.8%	61950	26475	52.1%	31.7%
-1325	2710	-2880	705	0	4065	7410	81	39.5	1211	-708	5	22500	18.1%	18.1%	39745	10995	39.3%	39.3%
n/a	485	-210	160	590	1025	1245	33	39.4	397	-207	4	6000	17.1%	17.1%	1025	1245	17.1%	17.1%
-163	763	-663	-113	675	1138	775	51	68.6	130	-213	3	6750	16.9%	16.9%	1138	775	16.9%	16.9%
-50	38	0	100	338	1063	513	19	84.2	121	-291	2	6750	15.7%	15.7%	1063	513	15.7%	15.7%
n/a	905	-105	-145	280	935	935	17	41.2	421	-201	5	6000	15.6%	15.6%	935	935	15.6%	15.6%
13	800	438	675	800	1638	3738	99	47.5	344	-280	8	6750	24.3%	15.4%	8675	3738	70.1%	54.1%
50	3850	2325	3350	3575	5875	20400	97	50.5	1650	-1561	5	42188	13.9%	15.4%	39900	20400	51.6%	54.1%
0	0	8225	-3475	2900	13163	3475	5	80.0	4160	-3477	1	10500	125.4%	14.8%	75988	15775	63.9%	21.2%
0	0	3520	-2130	480	1230	5530	6	66.7	2223	-3837	1	3600	34.2%	14.8%	26110	11280	61.7%	21.2%
0	0	6000	-3213	-75	-4438	11775	6	50.0	3542	-5021	2	9300	-47.7%	14.8%	-3988	26888	-3.6%	21.2%
0	0	10338	-9038	-3475	-5163	12513	6	33.3	6463	-4517	2	9000	-57.4%	14.8%	-20188	36988	-19.1%	21.2%
12425	-17550	-4150	8325	-19275	53425	39675	28	53.6	10922	-8505	3	84375	63.3%	14.7%	267100	46325	45.2%	34.6%
2795	1665	685	-945	0	7880	7060	18	55.6	2885	-2627	2	45000	17.5%	14.7%	130400	126820	41.4%	34.6%
910	-6050	-4370	2840	-5000	-7490	15220	26	46.2	2800	-2940	5	31200	-24.0%	14.7%	24490	30680	11.2%	34.6%
200	-5700	-7200	0	0	-22400	24025	19	31.6	7350	-5119	3	52500	-42.7%	14.7%	93750	47975	25.5%	34.6%
145	0	-1140	25	190	865	1140	7	71.4	406	-582	1	6000	14.4%	14.4%	-1320	2725	-5.2%	-5.2%
0	0	175	0	-350	300	1375	10	40.0	606	-354	3	2250	13.3%	13.3%	4450	9675	13.2%	13.2%
-1320	0	-990	-870	3490	6830	3640	13	46.2	2630	-1282	2	3600	189.7%	12.9%	23990	11230	54.4%	25.9%
0	0	2225	-1525	4950	10563	4175	9	44.4	4725	-1662	3	9300	113.6%	12.9%	27713	16388	24.3%	25.9%
-2694	-713	1025	-3288	0	5569	5669	7	57.1	3066	-2226	2	6000	92.8%	12.9%	29919	17519	40.7%	25.9%
0	0	0	0	0	0	0	0	0.0	0	0	0	15000	0.0%	12.9%	96944	10487	52.8%	25.9%
0	0	0	0	-1480	-1480	1480	1	0.0	0	-1480	1	9600	-15.4%	12.9%	7250	16600	6.2%	25.9%
-1800	0	3120	-3760	-1580	-1790	5680	9	33.3	2337	-1465	4	5400	-33.1%	12.9%	6660	12470	10.1%	25.9%
-4345	0	1645	-2150	605	-12620	14725	15	26.7	1734	-1779	6	6000	-210.3%	12.9%	-18320	35210	-24.9%	25.9%
-200	-25	0	75	700	863	350	21	71.4	101	-109	3	6750	12.8%	12.8%	863	350	12.8%	12.8%
-115	300	130	290	0	1385	2735	53	49.1	305	-243	8	11250	12.3%	12.3%	13370	2735	109.7%	109.7%
650	560	-440	0	-70	1300	1540	33	63.6	260	-346	3	11250	11.6%	11.6%	1230	1540	10.9%	10.9%
1860	5	25	-135	-675	10305	13200	31	48.4	2443	-1647	5	24000	42.9%	11.2%	9080	63550	5.7%	13.9%
1410	-35	-1085	-225	-965	4300	2310	30	60.0	638	-599	4	22500	19.1%	11.2%	3045	29675	2.1%	13.9%
2625	-750	-1125	300	-2550	5425	14550	32	56.3	1981	-2164	5	42188	12.9%	11.2%	88625	18400	31.9%	13.9%
2100	-1050	-1150	-150	-700	-7150	10400	33	39.4	1192	-1133	6	26250	-27.2%	11.2%	4625	17550	2.7%	13.9%
1088	-975	1463	-438	275	1438	4525	121	60.3	414	-599	5	13500	10.6%	10.6%	30163	9463	42.6%	42.6%
700	-3520	610	-3280	-2920	2740	9730	63	65.1	684	-1151	3	9600	28.5%	10.1%	-34760	45070	-22.2%	-1.4%
-3650	-650	200	-275	25	6750	11975	87	48.3	1364	-1124	6	84375	8.0%	10.1%	13725	53525	1.0%	-1.4%
3338	1369	-4256	56	675	29138	5906	25	64.0	2732	-1619	3	7200	404.7%	9.8%	197719	48900	117.3%	21.1%
-2413	188	6213	-2175	7413	12238	13875	23	52.2	2764	-1905	4	9000	136.0%	9.8%	88013	34513	41.8%	21.1%
-240	-264	2984	-892	-1084	2416	3624	30	46.7	1088	-802	5	3150	76.7%	9.8%	-10408	26292	-14.1%	21.1%
3988	925	-2763	325	3063	6238	22638	25	32.0	4584	-1790	9	10500	59.4%	9.8%	60100	42200	24.4%	21.1%
1370	-30	-1650	-240	1910	1430	6190	26	34.6	1546	-734	5	3600	39.7%	9.8%	6650	22660	7.9%	21.1%
-2700	80	-580	-2100	5550	2100	11430	25	52.0	2336	-2356	2	9600	21.9%	9.8%	-33050	52490	-14.7%	21.1%
-525	0	100	-550	150	-50	1550	20	30.0	517	-225	4	2250	-2.2%	9.8%	-16575	22500	-31.5%	21.1%
725	-1000	-3925	-1530	875	-4225	10100	29	41.4	1249	-1131	3	6000	-70.4%	9.8%	-6895	38305	-4.9%	21.1%
-975	50	2563	-2250	11388	-13550	25300	27	33.3	3889	-2694	5	13500	-100.4%	9.8%	-12450	59350	-3.9%	21.1%
1600																		



#1-2010 ISSUE

Rank by % Chng Col.17 (1)	System Name (2)	System # (3)	Commodity Day Trd. (4)	Sys. Rel. Date (5)	Net \$Profit/Loss Per Year					Feb 2009	Mar 2009	April 2009	May 2009	June 2009	July 2009	Aug 2009
					(6)											
					2005	2006	2007	2008	2009							
	Millenium 2000	280	Cotton	5/98	-3235	255	6580	9345	450	2960	0	540	550	1515	-280	-4080
	Millenium 2000	280	Jap Yen	3/98	4712	-11538	5838	17688	-5576	9925	0	800	-6450	-2075	1100	1775
	Millenium 2000	280	Unleaded	3/98	-5145	0	2113	-5	-2776	0	0	0	0	0	0	-2776
	Millenium 2000	280	Live Cattle	3/98	1296	-2152	1044	-4284	-4384	0	0	0	-1524	0	1076	0
87	SP \ U	232	S&P	9/95	-18350	-1775	-3575	2150	4975	-5400	5550	6450	-5675	-1000	-2000	3625
88	Delphi Universal II	595	Mini Midcap	6/07	n/a	n/a	11905	10220	50	-960	230	-995	1510	-75	290	250
89	AlfaMAXX	432	S&P	5/03	-12225	15400	45526	71975	5450	1400	5200	800	8725	-5950	-1925	-6750
90	Turtle Trading System	249	Copper	1/90	7575	15438	17037	44738	27588	0	0	10100	0	5275	0	13363
	Turtle Trading System	249	Jap Yen	1/90	-775	-9526	2062	87	4313	8625	0	800	0	0	-1225	-1138
	Turtle Trading System	249	Crude	1/90	2220	-1310	19130	117300	-4420	-4190	0	-3450	-270	11400	-5560	0
	Turtle Trading System	249	Bonds	1/90	220	1980	-3430	2900	1220	300	-4720	0	6480	-110	0	0
	Turtle Trading System	249	B Pound	1/90	-1869	1110	-5965	14663	-9513	-7850	-2700	-375	6300	0	-450	-75
	Turtle Trading System	249	Coffee	1/90	5270	-2589	-8382	-5027	-12713	0	-1800	-1481	-1463	1275	-2081	-75
91	Time	496	Nikkei	4/05	6075	1150	-1500	-5625	7050	-175	0	2975	2750	0	-1075	650
	Time	496	S&P	4/05	14550	2900	2125	-18575	-775	-3350	-11050	8800	11700	0	-2950	2450
	Time	496	Nasdaq	4/05	13000	1450	6075	-26400	1125	700	-3225	7350	3525	0	-7600	675
92	Delphi Universal II Day	594	Mini Russell	6/07	n/a	n/a	-810	1345	-1930	150	585	-2035	410	295	190	1205
93	RC Beginner	643	S&P	6/08	n/a	n/a	n/a	88700	14550	4575	18250	-4725	-1275	3075	-4175	-5650
	RC Beginner	643	Mini S&P	6/08	n/a	n/a	n/a	18713	2288	288	3550	-538	-363	638	-863	-1200
94	DCB Nasdaq Swing	547	Nasdaq	12/05	285	-9270	-3640	8600	3400	0	0	0	-1625	2200	1500	1350
95	PULSAR Volatility	102b	S&P	1/89	-16200	16175	41800	37625	7025	-3425	6550	-775	100	-550	9200	-6875
	PULSAR Volatility	102b	Bonds	1/89	-8775	-11675	7350	32250	-4975	1125	8625	-1925	-6400	6325	1100	-3200
96	Serendipity	297	Bonds	1/99	3690	500	-6670	-550	1200	470	-1220	290	2230	-390	220	290
97	Balance Point	386	S&P	5/02	-8025	-24425	-5300	63700	550	2150	12325	9800	7275	-11675	-10350	-6450
98	Grand Cayman System	177	Sugar	8/92	1625	4323	-1870	-3875	8849	437	0	-1456	0	2554	0	0
	Grand Cayman System	177	Euro \$	8/92	-725	-575	-1775	-2300	4300	1525	0	0	1525	0	0	900
	Grand Cayman System	177	B Pound	8/92	-7114	-1456	-3106	11657	2613	6669	0	-3588	7713	0	0	738
	Grand Cayman System	177	Bonds	8/92	-2960	4720	-4770	-9310	-2430	-2360	0	0	4530	0	0	-3360
	Grand Cayman System	177	Jap Yen	8/92	-4863	-2576	-1201	1687	-3088	-1438	0	-1500	-75	0	0	-75
	Grand Cayman System	177	Live Cattle	8/92	1888	-3752	-4328	8416	-320	0	448	0	76	-1612	216	-1484
	Grand Cayman System	177	Cotton	8/92	-3480	2840	-1510	11000	-2515	2815	0	-1420	0	-1910	0	0
99	CatsCan IV	563	Euro C	11/06	n/a	2513	8390	28438	12337	10550	-625	-2625	9575	-3988	-2325	-3200
	CatsCan IV	563	\$ Index	11/06	n/a	2030	4210	7040	3540	-1780	0	-680	3390	0	0	1610
	CatsCan IV	563	T Note	11/06	n/a	-1710	9000	6500	-1870	-4370	0	1660	4470	1130	-1110	-4390
	CatsCan IV	563	Nat Gas	11/06	n/a	17560	-23790	64320	-14110	7230	5370	-610	-5890	-11750	-4740	9040
	CatsCan IV	563	Euro \$	11/06	n/a	-1075	-5125	1150	-600	-625	-675	50	1000	-325	-625	75
	CatsCan IV	563	Coffee	11/06	n/a	2531	-8643	188	-9995	3825	-1613	-1031	-1181	5531	-3806	-3094
100	Fujiko.N	524	Mini S&P	12/05	-1250	-4325	675	5413	2125	-525	4125	913	1550	-2050	-250	-1100
101	R-Levels	186	S&P	7/93	-5700	-14100	4725	-2750	2925	-2425	425	-3275	2525	2350	-225	775
102	CTA4 SW	622	B Pound	1/08	n/a	n/a	n/a	-26600	8894	1900	-5563	2088	6900	1431	-1513	-1638
103	Magnet	266	S&P	11/97	-150	26875	62875	-23525	15300	-3200	-2975	-9625	9175	1925	0	39400
104	LPR Quantitative S2	637	Mini S&P	3/08	n/a	n/a	n/a	8650	-460	1445	1520	445	410	-430	-475	-590
105	24.Fujiko	548	Mini S&P	3/06	n/a	-1138	-50	1213	1250	-938	2513	475	1475	-1675	675	-275
106	Dynamo	265	S&P	6/97	10425	-2575	-1150	17425	3075	-5300	9775	-700	5750	-2500	450	-7100
107	FT S&P DayTrade	171	S&P	6/92	-1825	-23475	15675	33350	-2850	2475	-1300	-3350	-2400	4050	5100	-600
108	LPR Accentive	653	Mini S&P	1/09	n/a	n/a	n/a	n/a	13	750	-175	-163	213	50	-563	-450
109	RC Constant	644	S&P	6/08	n/a	n/a	n/a	7600	9450	-5125	11025	875	875	-6300	-1525	-1675
	RC Constant	644	Mini S&P	6/08	n/a	n/a	n/a	-750	913	-1013	1113	313	100	-1213	-300	-300
110	DirectTrend	400	Euro C	9/02	4925	-1063	1926	22125	12538	0	0	0	4388	0	0	2513
	DirectTrend	400	Euro \$	9/02	-800	100	-2600	1725	2575	1575	0	0	-250	0	0	900
	DirectTrend	400	\$ Index	9/02	-1730	-780	440	4780	3180	-130	-4140	0	3090	0	0	1600
	DirectTrend	400	S Franc	9/02	-9064	-3088	-3176	11976	-6788	0	0	0	4338	0	-2488	0
	DirectTrend	400	Crude	9/02	-1220	-810	18440	97060	1050	5850	400	0	0	2850	-7890	0
	DirectTrend	400	Nat Gas	9/02	-10280	29550	-11450	69430	-280	15050	0	10290	-7850	0	0	1760
	DirectTrend	400	T Note	9/02	-1780	290	3660	3000	2660	0	0	0	2260	0	-500	0
	DirectTrend	400	F Note	9/02	-1115	-670	480	1650	-1495	655	0	-770	-120	0	-115	0
	DirectTrend	400	Jap Yen	9/02	4124	-863	-1701	14487	-7774	1638	0	-1163	0	0	-4238	-3225
	DirectTrend	400	Coffee	9/02	15357	3224	-3244	-7368	-12508	0	-3563	0	0	-675	0	-5288
111	Aberration Plus	300	Euro C	3/99	2762	-6026	-5113	25339	12538	0	0	0	4388	0	0	2513
	Aberration Plus	300	S Franc	3/99	-1187	-9952	-3976	3625	87	0	0	0	4338	0	0	675
	Aberration Plus	300	B Pound	3/99	-4164	3907	-8126	17001	5538	0	0	0	6400	0	0	1938
	Aberration Plus	300	T Note	3/99	-8670	880	2350	2640	-620	1460	0	0	-100	0	-1250	0
	Aberration Plus	300	Bonds	3/99	-5050	3100	-2420	-1820	-1910	0	0	0	1560	0	-2750	0
	Aberration Plus	300	Jap Yen	3/99	4311	-7163	-13226	12713	-4674	0	0	0	-5000	0	0	-6100
	Aberration Plus	300	Coffee	3/99	11194	-2720	-7069	-3863	-10839	0	-3563	0	0	-2213	0	0
112	CoatTails	343	Coffee	5/01	3525	0	0	-56	5232	0	-975	0	0	6206	0	0
	CoatTails	343	Soymeal	5/01	1015	0	725	-1570	4190	695	0	0	0	0	3495	0
	CoatTails	343	Nat Gas	5/01	-6525	0	0	-4580	0	0	0	0	0	0	0	0
	CoatTails	343	Live Hogs	5/01	0	-2175	0	-3550	0	0	0	0	0	0	0	0
	CoatTails	343	Cotton	5/01	0	0	-3530	-2175	-375	-2250	0	0	0	1875	0	0
	CoatTails	343	Euro C	5/01	838	738	-1713	-4425	8175	0	0	0	0	0	0	0
	CoatTails	343	Bonds	5/01	4506	0	-2200	-4447	913	0	0	0	0	0	-2263	0
	CoatTails	343	Silver	5/01	-2175	-1975	0	227	-5735	-2250	0	0	0	-885	0	0

					12 Mos	12 Mos					Max	Min.	%Chng	Comb-	Total	Total	%Chng	%Chng
Sept.	Oct	Nov	Dec	Jan	Net	Max	Total	%	Avg.	Avg.	Con.	Req'd	Min.Req	Comb-	Net	Max	Min.Req	Min.Req
2009	2009	2009	2009	2010	P/L	DD	Trds	Wins	Win	Loss	Loss	Cap. \$	Cap.	%Chng.	P/L	DD	Release	Release
					(8)	(9)	(10)	(11)	(12)	(13)	(14)	(15)	(16)	(17)	(18)	(19)	(20)	(22)
-515	-3255	3015	0	1305	1755	8130	17	52.9	1491	-1455	3	6000	29.3%	9.5%	30075	11515	42.1%	1.5%
-1350	-1138	5325	-7263	538	1188	10175	18	38.9	3002	-1803	4	9000	13.2%	9.5%	-24413	66013	-22.4%	1.5%
0	0	0	0	0	-2776	2776	1	0.0	0	-2776	1	15000	-18.5%	9.5%	31840	26859	17.6%	1.5%
-1912	0	-1244	-780	0	-4384	4384	5	20.0	1076	-1365	3	3000	-146.1%	9.5%	2916	13212	8.0%	1.5%
625	1000	4975	500	-1000	7650	12075	45	53.3	2552	-2549	4	84375	9.1%	9.1%	119188	59125	9.6%	9.6%
275	2240	-745	-240	155	1935	2835	83	53.0	333	-326	4	22500	8.6%	8.6%	22330	8335	36.1%	36.1%
4475	6450	-825	-5775	-2300	3525	15275	136	40.4	1573	-1023	9	42188	8.4%	8.4%	102226	44400	35.5%	35.5%
-1638	0	-225	-2100	-75	24700	4038	8	50.0	7672	-1497	2	13500	183.0%	7.6%	99013	23700	35.9%	28.8%
0	1963	1813	-4300	-75	6463	4375	9	55.6	2815	-1908	2	9000	71.8%	7.6%	69450	21788	37.8%	28.8%
0	340	-270	0	-1480	-3480	9490	10	30.0	4753	-2534	4	13500	-25.8%	7.6%	146600	17570	53.2%	28.8%
-1980	-1390	460	-2390	70	-3280	5410	10	40.0	2273	-2062	4	9600	-34.2%	7.6%	22820	25080	11.6%	28.8%
0	-1050	-75	0	0	-6275	10925	9	11.1	6300	-1571	4	6000	-104.6%	7.6%	21581	54169	17.6%	28.8%
0	-2625	-2494	-1969	-975	-13688	15169	12	16.7	1378	-1646	6	7200	-190.1%	7.6%	-14044	90694	-9.6%	28.8%
-950	-1575	0	4825	725	8150	2950	10	50.0	2385	-755	3	15000	54.3%	7.5%	7875	8775	10.7%	1.6%
-3475	-9000	0	3225	6600	2950	14400	11	45.5	6555	-4980	3	84375	3.5%	7.5%	6825	32900	1.6%	1.6%
975	-4350	-2175	2650	1775	300	12475	11	63.6	2521	-4330	2	52500	0.6%	7.5%	-2975	29950	-1.2%	1.6%
275	-250	-860	-710	1190	445	2890	97	45.4	425	-345	6	6000	7.4%	7.4%	-205	9855	-1.2%	-1.2%
-3275	7050	-6925	-1475	-1975	3475	21450	71	45.1	1602	-1227	8	42188	8.2%	7.3%	101275	21450	144.0%	149.4%
-688	1400	-1400	-350	-400	75	4313	70	44.3	335	-265	8	6750	1.1%	7.3%	20600	4313	183.1%	149.4%
-25	0	0	0	125	3525	1625	8	75.0	863	-827	1	52500	6.7%	6.7%	-500	18785	-0.2%	-0.2%
6850	2900	-1150	-1125	1125	12825	9800	88	45.5	1806	-1240	5	84375	15.2%	4.8%	232763	38725	12.9%	10.6%
-6075	3500	-8250	-4650	1475	-8350	21425	39	33.3	2615	-1627	7	9600	-87.0%	4.8%	-20100	79138	-9.8%	10.6%
1960	-1320	-1400	1400	-2100	430	3970	24	45.8	1679	-1386	2	9600	4.5%	4.5%	2380	18910	2.2%	2.2%
7125	8975	-10575	-3450	-3300	1850	32700	124	50.0	1404	-1374	12	42188	4.4%	4.4%	87950	65775	26.6%	26.6%
6541	0	0	0	5589	13664	1579	6	83.3	3049	-1572	1	5400	253.0%	4.4%	13418	8120	14.0%	17.8%
0	0	350	0	175	4475	0	5	100.0	895	0	0	2250	198.9%	4.4%	6200	8775	15.5%	17.8%
0	-2219	-5394	-1306	1356	3969	8919	9	44.4	4119	-2496	4	6000	66.2%	4.4%	-33863	74919	-31.8%	17.8%
-110	-1130	0	0	-2580	-5010	7180	7	14.3	4530	-1591	5	9600	-52.2%	4.4%	42710	25180	25.1%	17.8%
0	0	0	0	-4400	-7488	7488	6	16.7	1150	-1729	4	9000	-83.2%	4.4%	68575	42913	42.9%	17.8%
312	-460	0	0	0	-2504	3028	7	57.1	263	-1184	1	3000	-83.5%	4.4%	-4640	22104	-8.7%	17.8%
-5910	0	3910	0	-2795	-5310	9240	9	33.3	2820	-2292	4	6000	-88.5%	4.4%	37845	19935	35.5%	17.8%
0	2100	-5800	-1963	10800	12500	15175	20	30.0	6161	-1748	6	10500	119.0%	4.2%	62475	15175	178.5%	86.7%
0	0	-1330	0	2740	3950	3040	11	54.5	1617	-1148	3	3600	109.7%	4.2%	19560	4000	167.2%	86.7%
0	-10	2480	-2180	-1640	-680	5510	15	46.7	1703	-1577	4	5400	-12.6%	4.2%	13560	7270	77.3%	86.7%
-3660	-9310	1980	6470	680	-5190	28860	27	37.0	3769	-2519	9	13500	-38.4%	4.2%	44660	35960	99.2%	86.7%
-375	-325	50	-300	75	-2000	2075	22	31.8	254	-252	4	2250	-88.9%	4.2%	-5575	6725	-76.2%	86.7%
-2269	0	-94	-3919	863	-6788	15881	26	38.5	1787	-1543	5	7200	-94.3%	4.2%	-15056	28013	-62.7%	86.7%
-1175	88	-213	-238	-850	275	6475	161	39.8	279	-182	10	6750	4.1%	4.1%	1788	11013	6.2%	6.2%
8050	-2800	-2025	-175	-1600	1600	13625	86	41.9	1375	-960	8	42188	3.8%	3.8%	117638	51175	16.6%	16.6%
-1263	1425	1669	-2088	-3131	219	6706	94	39.4	1438	-931	6	6000	3.6%	3.6%	-20838	28481	-166.7%	-166.7%
-9775	-4050	-9700	0	-8550	2625	32075	16	25.0	13456	-4267	7	84375	3.1%	3.1%	206550	61275	19.7%	19.7%
65	-25	-660	-1005	-500	200	4545	114	57.9	213	-289	3	6750	3.0%	3.0%	7690	4545	59.4%	59.4%
-1600	1313	-863	-363	-575	163	4475	193	43.5	270	-206	7	6750	2.4%	2.4%	700	10750	2.6%	2.6%
4500	-1300	-2600	625	-625	975	10050	50	28.0	2330	-879	10	42188	2.3%	2.3%	49875	43475	9.2%	9.2%
5625	1025	-6475	-5250	2025	925	18400	160	34.4	1735	-901	15	42188	2.2%	2.2%	134025	59550	17.7%	17.7%
-75	375	-100	50	188	100	1963	116	67.2	130	-264	3	6750	1.5%	1.5%	200	1953	2.7%	2.7%
2350	4025	575	200	-3850	1450	11425	61	55.7	1000	-1204	5	42188	3.4%	1.4%	13200	16375	18.8%	15.3%
475	763	113	38	-850	-763	2250	62	38.7	231	-166	5	6750	-11.3%	1.4%	-688	3800	-6.1%	15.3%
0	0	8225	-2588	5875	18413	2588	5	80.0	5250	-2587	1	10500	175.4%	0.8%	62388	11813	79.2%	46.3%
0	0	350	0	175	2750	250	5	80.0	750	-250	1	2250	122.2%	0.8%	-825	5450	-4.9%	46.3%
0	0	3520	-760	970	4150	4270	7	57.1	2295	-1673	2	3600	115.3%	0.8%	20070	7250	74.3%	46.3%
0	0	3575	-2213	925	4138	2488	5	60.0	2946	-2350	1	9300	44.5%	0.8%	-3963	17238	-5.7%	46.3%
0	1260	0	-1420	1320	2370	8050	7	71.4	2336	-4648	1	13500	17.6%	0.8%	118840	19720	117.4%	46.3%
-4950	-6340	0	-8240	-2840	-3120	28460	10	30.0	10800	-5074	5	13500	-23.1%	0.8%	93880	41450	92.7%	46.3%
0	160	1620	-2880	-2020	-1360	4900	6	50.0	1347	-1800	2	5400	-25.2%	0.8%	180	8340	0.4%	46.3%
0	-5	-30	-1110	0	-1495	2150	7	14.3	655	-359	6	3000	-49.8%	0.8%	-3490	4780	-15.5%	46.3%
0	1588	663	-6375	-2863	-13975	15613	8	37.5	1296	-3573	3	9000	-155.3%	0.8%	-9488	20875	-14.1%	46.3%
0	0	-656	-1913	825	-11269	12094	6	16.7	825	-2420	5	7200	-156.5%	0.8%	-9319	27131	-17.3%	46.3%
0	0	8225	-2588	5175	17713	2588	5	80.0	5075	-2587	1	10500	168.7%	0.3%	63238	16738	54.3%	0.4%
0	0	6000	-2213	0	8800	2213	4	75.0	3671	-2213	1	9300	94.6%	0.3%	-2325	23438	-2.3%	0.4%
0	-2800	0	0	0	5538	2800	3	66.7	4169	-2807	1	6000	92.3%	0.3%	20650	16819	31.1%	0.4%
0	0	2060	-2790	0	-620	2790	5	40.0	1760	-1380	2	5400	-11.5%	0.3%	-5480	22680	-9.2%	0.4%
0	-4650	0	0	-2660	-8500	10060	4	25.0	1560	-3353	3	9600	-88.5%	0.3%	-19730	24080	-18.5%	0.4%
0	0	9463	-6375	-4550	-12563	12563	5	20.0	9463	-5507	2	9000	-139.6%	0.3%	-4188	24825	-4.2%	0.4%
0	0	-4425	0	0	-10200	10200	3	0.0	0	-3400	3	7200	-141.7%	0.3%	-49519	49519	-62.1%	0.4%
0	0	0	0	0	5231	975	2	50.0	6206	-975	1	7200	72.7%	0.2%	2175	6525	3.4%	-5.0%
0	0	0	0	0	4190	0	2	100.0	2095	0	0	6000	69.8%	0.2%	12490	2695	23.6%	-5.0%
0	0	0	0	0	0	0	1	0.0	0	0	1	13500	0.0%	0.2%	-15425	15455	-12.8%	-5.0%
0	0	0	0	0	0	0	1	0.0	0	0	1	3150	0.0%	0.2%	-5725	5725	-20.6%	-5.0%
0	0	0	0	0	-375	2250	2	50.0	1875	-2250	1	6000	-6.3%	0.2%	-17000	18875	-32.1%	-5.0%
0	0	0	2313	-3225	-913	3225	2	50.0	2313	-3226	1	10500	-8.7%	0.2%	7650	7575	8.2%	-5.0%
0	0	0	0	0	-2263	2263												

Rank by % Chng	System Name	System #	Day Trd.	Commodity Tested (4)	Sys. Rel. Date (5)	Net \$Profit/Loss Per Year											
						(6)					Feb	Mar	April	May	June	July	Aug
						2005	2006	2007	2008	2009	2009	2009	2009	2009	2009	2009	
113	Axiom Index	469		Mini S&P	10/07	n/a	n/a	4925	2514	4413	1000	-1175	88	-1500	2150	1875	1100
114	Anomaly 1	380		Live Hogs	3/02	1250	-6900	-2175	6050	10715	0	0	0	0	0	0	0
	Anomaly 1	380		Nat Gas	3/02	5260	8250	-10300	14805	23900	0	0	0	0	23685	0	0
	Anomaly 1	380		Soymeal	3/02	-975	-2450	-4700	-2260	6155	-2585	0	0	-2255	0	2815	0
	Anomaly 1	380		Euro C	3/02	9563	-12050	-2688	41813	-6750	-4500	-2250	0	0	0	0	0
	Anomaly 1	380		Silver	3/02	-960	3240	-5180	30645	-9895	0	0	0	0	0	4755	0
	Anomaly 1	380		Bonds	3/02	-2363	63	-313	-5719	-11547	0	0	0	0	0	0	0
	Anomaly 1	380		Cotton	3/02	-9480	-2175	975	385	4155	0	0	-2250	-2250	-2250	-2250	0
	Anomaly 1	380		Coffee	3/02	6375	-8044	-7069	10808	-15750	0	-2250	0	0	-2250	-2250	0
115	Night & Day Daytrading	26	*	S&P	1/87	-11625	-5950	4950	-2200	75	0	0	0	0	0	0	0
116	Auto 2 Way	599	*	Mini S&P	8/07	n/a	n/a	-2200	-2725	675	-275	-1650	1088	-888	-1700	1138	-688
	Auto 2 Way	599	*	Mini S&P	8/07	n/a	n/a	-1550	-3175	-3600	-275	-1650	1363	-1100	-988	75	-588
117	LPR Quantitative P2	646	*	Mini S&P	5/08	n/a	n/a	n/a	2513	425	-750	263	150	13	-475	0	0
118	GK Grain Trader I	489		Wheat	11/04	1088	-4713	8725	4350	14462	0	0	0	1238	0	0	0
	GK Grain Trader I	489		Rough Rice	11/04	-250	-4675	-3045	15625	675	0	0	0	0	0	675	0
	GK Grain Trader I	489		Corn	11/04	613	-2725	1463	15525	-5563	0	0	0	-2238	-1875	0	0
119	GK Universal Trader II	551		Rough Rice	3/06	n/a	-4630	-1535	0	405	0	0	0	0	0	0	0
	GK Universal Trader II	551		Unleaded	3/06	n/a	0	10421	34933	0	0	0	0	0	0	0	0
	GK Universal Trader II	551		Cotton	3/06	n/a	0	7180	8185	0	0	0	0	0	0	0	0
	GK Universal Trader II	551		Euro C	3/06	n/a	-6850	14388	12988	0	0	0	0	0	0	0	0
	GK Universal Trader II	551		Nikkei	3/06	n/a	0	0	14900	0	0	0	0	0	0	0	0
	GK Universal Trader II	551		Bonds	3/06	n/a	-3606	-10681	16928	0	0	0	0	0	0	0	0
	GK Universal Trader II	551		Live Hogs	3/06	n/a	-4015	-3407	2350	0	0	0	0	0	0	0	0
	GK Universal Trader II	551		Gold	3/06	n/a	0	10025	0	-3020	-16595	0	0	0	0	0	0
120	Dollar Trader for Curr.	236		Euro C	1/99	-4051	-5414	14863	388	-151	2863	-838	2000	10750	-2975	-2988	-1713
	Dollar Trader for Curr.	236		Jap Yen	1/96	7562	-4650	13850	21152	-16215	3613	-2988	-2388	-4913	-2738	-3413	-388
121	STAT Const	345		Euro C	1/01	2962	-8851	1887	11063	14863	0	0	0	7038	0	0	2513
	STAT Const	345		S Franc	5/01	-8113	-10539	-6613	5237	2663	0	0	0	4338	0	0	675
	STAT Const	345		\$ Index	5/01	-2060	-4500	-1060	3150	1140	0	-6180	0	4300	0	0	1610
	STAT Const	345		T Note	5/01	-6320	3210	2970	710	1230	1300	0	0	720	0	0	-650
	STAT Const	345		Jap Yen	5/01	10613	-14501	-6639	13938	-2238	1625	0	0	-2538	0	0	-3875
	STAT Const	345		Rough Rice	5/01	6	-5390	-1236	2616	50	5524	0	-1614	0	-2016	0	1046
	STAT Const	345		Crude	5/01	-11520	90	21970	93290	-21320	5850	-5510	-7500	0	12300	-9390	-3220
122	PULSAR Imp. Pattern	102a		Bonds	1/89	-330	-1210	-3840	-7320	6340	-2080	3290	1680	1100	1440	1650	-1120
	PULSAR Imp. Pattern	102a		S&P	1/89	-10540	-9210	-130	1140	-5340	4290	-1630	-1100	1420	80	-3460	-730
123	Dynamic Breakout Sys	240		Copper	3/96	7662	23813	13138	29912	26214	-1575	0	10088	0	5275	0	13363
	Dynamic Breakout Sys	240		Jap Yen	3/96	10538	-6714	2851	7600	2712	11763	0	-3138	-1575	0	-1575	-1050
	Dynamic Breakout Sys	240		S Franc	3/96	-3688	-1325	-8002	-4676	863	-3675	-1575	-1575	4163	0	0	675
	Dynamic Breakout Sys	240		Cotton	3/96	-470	-690	-4120	-880	-2245	490	-1265	3625	0	665	-3470	-1575
	Dynamic Breakout Sys	240		Bonds	3/96	-2570	2300	4370	-2590	-2780	7030	-8680	0	5960	0	-3310	220
	Dynamic Breakout Sys	240		Crude	3/96	-8170	3030	11860	104300	-20810	-1580	0	-3380	0	11390	-7700	-4730
	Dynamic Breakout Sys	240		Live Cattle	3/96	-1228	6808	-528	10432	-8104	0	444	-920	-1308	-1496	-360	-1056
124	Hong Kong imoney	649	*	Mini S&P	10/08	n/a	n/a	n/a	5500	1175	675	3275	-1288	738	-1350	-838	-1175
125	LPR Atrillion	663	*	Mini S&P	4/09	n/a	n/a	n/a	n/a	-438	n/a	n/a	388	-650	150	850	-300
126	HI%Mid	572		Mini Midcap	5/06	n/a	-2285	-2870	345	450	2195	-705	0	1415	565	1315	-6255
	HI%Mid	572		Mini S&P	5/06	n/a	1863	-488	-1063	-238	1875	-800	0	-300	925	1375	-3313
	HI%Mid	572		Mini Nasdaq	5/06	n/a	300	4420	-5040	-725	840	-1220	0	535	-470	0	-2105
	HI%Mid	572		Mini Russell	5/06	n/a	4365	10590	12700	-2435	1995	-925	0	0	75	0	-4565
127	Countdown	338		Live Hogs	5/01	5465	-3550	-2175	-2100	1185	0	0	0	0	0	-2255	0
	Countdown	338		Silver	5/01	-2175	12200	-4350	-4350	3375	5625	0	0	0	0	0	0
	Countdown	338		Soymeal	5/01	-2175	-1715	2115	395	3690	-2255	0	0	0	0	5945	0
	Countdown	338		Bonds	5/01	-806	1694	394	456	5644	0	0	0	0	0	0	0
	Countdown	338		Nat Gas	5/01	-2175	0	-2175	745	-2255	0	0	0	0	0	0	0
	Countdown	338		Cotton	5/01	-2175	-2175	-2770	1788	-1015	0	0	0	0	1235	-2250	0
	Countdown	338		Coffee	5/01	2081	0	-2175	-3660	-4500	0	0	0	0	-2250	0	0
	Countdown	338		Euro C	5/01	3950	-4350	-2738	-4350	-6750	0	0	0	0	-2250	0	0
128	Delta Threshold	136	*	S&P	10/90	-5625	-6650	-23000	-8575	-5250	-1050	5475	2400	-1800	-800	3275	-2375
129	Trendfinder - Bobcat 1	673	*	Mini Russell	10/09	n/a	n/a	n/a	n/a	400	n/a	n/a	n/a	n/a	n/a	n/a	n/a
130	RC Book 2	566	*	S&P	10/06	n/a	-4425	10175	34725	-4250	6400	1275	-9425	14825	-14650	-4450	-1025
	RC Book 2	566	*	Mini S&P	10/06	n/a	-963	2638	1938	-3075	1175	163	-1875	2550	-2900	-888	-688
131	Directional Movement	82		Euro C	1/87	662	-3214	7937	17049	25926	6375	-2625	1938	7525	0	0	2513
	Directional Movement	82		\$ Index	1/87	-4170	-2670	3820	9890	8720	2850	-1620	-300	5990	0	0	1610
	Directional Movement	82		Live Hogs	1/87	2036	448	-7368	196	4932	0	-728	-1264	3260	0	1972	0
	Directional Movement	82		Copper	1/87	-88	-17701	34477	49338	1437	-8125	0	5875	-638	4713	-6388	10000
	Directional Movement	82		Euro \$	1/87	-825	-2450	-3150	4400	2550	325	-250	0	1350	-300	-500	700
	Directional Movement	82		Jap Yen	1/87	-4162	-5414	1750	-6800	-5861	6263	-4263	-7575	4913	-2350	0	488
	Directional Movement	82		Cotton	1/87	-4820	-5305	3235	3780	-7735	595	0	1270	65	-1995	155	-3785
	Directional Movement	82		Nat Gas	1/87	-10560	-5770	-62540	70860	-38440	13530	-5570	7100	-7040	-12120	-10060	-2980
	Directional Movement	82		Coffee	1/87	-13761	2418	-9751	-4465	-16203	-1838	-94	-3413	-2194	8006	-938	-1256
	Directional Movement	82		Bonds	1/87	1920	-430	640	-12190	-24210	-6890	-11590	-2470	6770	290	-570	2240
132	Weaver	318		Sugar	7/00	2229	9386	-7505	2128	1860	1803	-974	-302	0	2554	0	0
	Weaver	318		Jap Yen	7/00	2624	-8501	-7513	-5062	7551	3963	0	0	-200	0	0	2888
	Weaver	318		S Franc	7/00	11199	-8701	5175	-213	-3325	0	-2063	0	8463	-7638	-5950	488

Sept. 2009	Oct 2009	Nov 2009	Dec 2009	Jan 2010	12 Mos		12 Mos		Avg. Loss	Max. Loss	Min. Req'd Cap. \$	%Chng Min. Req. Cap.	Combin. %Chng.	Total	Total	%Chng	%Chng	
					Net P/L	Max DD	Total Trds	% Wins						Avg. Win	Net P/L	Max DD	Min. Req. Cap. Release	Min. Req. Cap. Release
550	1538	-1863	-1125	-2713	-75	7038	66	51.5	611	-651	5	13500	-0.6%	-0.6%	9139	7038	29.0%	29.0%
0	10715	0	0	0	10715	0	1	100.0	10715	0	0	31500	-1.1%	-1.1%	12796	15102	50.8%	10.6%
0	4725	-2255	-2255	-2255	21645	6765	5	40.0	14205	-2255	3	13500	160.3%	-1.1%	38075	23840	35.3%	10.6%
0	0	5435	0	-875	2535	4840	5	40.0	4125	-1905	2	6000	42.3%	-1.1%	-2535	14305	-5.3%	10.6%
0	0	0	0	4700	-2050	6750	5	20.0	6950	-2250	3	10500	-19.5%	-1.1%	56150	22525	66.8%	10.6%
-2250	-2250	-2250	-2250	0	-4245	11250	6	16.7	7005	-2254	5	12000	-35.4%	-1.1%	14390	13050	15.0%	10.6%
-4525	-2294	0	0	0	-6819	6819	3	0.0	3519	-2273	3	9600	-71.0%	-1.1%	-21884	29678	-28.5%	10.6%
0	0	0	0	0	-9000	9000	4	0.0	15240	-2250	4	6000	-150.0%	-1.1%	-3895	13830	-8.1%	10.6%
-2250	0	-2250	0	0	-13500	13500	6	0.0	3450	-2250	6	7200	-187.5%	-1.1%	-35505	35505	-61.6%	10.6%
-1100	-625	-1225	3025	-575	-500	4150	24	45.8	902	-801	3	42188	-1.2%	-1.2%	-27000	46500	-2.7%	-2.7%
1638	1125	1875	113	138	1913	3425	103	37.9	514	-284	7	6750	28.3%	-1.9%	-4113	10138	-24.4%	-24.1%
1075	25	-438	0	213	-2288	3688	109	37.6	348	-243	7	13500	-16.9%	-1.9%	-8113	10788	-24.0%	-24.1%
213	400	0	-50	88	-150	1138	48	56.3	181	-240	2	6750	-2.2%	-2.2%	3025	4125	25.6%	25.6%
0	3600	0	0	0	4838	0	2	100.0	2419	0	0	9600	50.4%	-2.3%	23912	4888	46.7%	44.1%
0	0	0	0	-345	330	345	2	50.0	675	-345	1	3750	8.8%	-2.3%	6650	9305	33.3%	44.1%
0	-1450	0	0	0	-5563	5563	3	0.0	7063	-1854	3	3600	-154.5%	-2.3%	9313	5563	48.5%	44.1%
0	405	0	0	0	405	0	1	100.0	405	0	0	3750	10.8%	-3.6%	-5760	8480	-39.2%	33.2%
0	0	0	0	0	0	0	1	0.0	34508	0	1	15000	0.0%	-3.6%	45353	0	77.2%	33.2%
0	0	0	0	0	0	0	1	0.0	8965	0	1	6000	0.0%	-3.6%	15365	9625	65.4%	33.2%
0	0	0	0	0	0	0	1	0.0	12988	0	1	10500	0.0%	-3.6%	20525	6850	49.9%	33.2%
0	0	0	0	0	0	0	1	0.0	4225	0	1	15000	0.0%	-3.6%	14900	750	25.4%	33.2%
0	0	0	0	0	0	0	1	0.0	11409	0	1	9600	0.0%	-3.6%	2640	14288	7.0%	33.2%
0	0	0	0	0	0	0	1	0.0	705	0	1	3150	0.0%	-3.6%	-5072	12017	-41.1%	33.2%
0	0	13575	0	0	-3020	16595	2	50.0	13575	-16595	1	9999	-30.2%	-3.6%	7005	16870	17.9%	33.2%
0	2150	-775	-2600	8650	14525	8900	16	50.0	3800	-1984	4	10500	138.3%	-4.0%	70663	20650	59.8%	54.4%
0	2488	2675	-6838	-425	-15313	18925	17	29.4	3470	-2721	6	9000	-170.1%	-4.0%	80363	18925	62.7%	54.4%
0	0	8225	-2913	5875	20738	2913	5	80.0	5913	-2914	1	10500	197.5%	-4.6%	52975	17850	54.5%	22.0%
0	0	6000	-3275	2188	9925	3275	5	80.0	3300	-3275	1	9300	106.7%	-4.6%	-16038	35650	-19.5%	22.0%
0	0	3510	-2100	1180	2320	6180	6	66.7	2650	-4147	1	3600	64.4%	-4.6%	17710	12490	55.7%	22.0%
0	0	3570	-3710	-2600	-1370	6310	6	50.0	1863	-2320	2	5400	-25.4%	-4.6%	3320	11210	7.0%	22.0%
0	0	10338	-7788	-3625	-5863	11413	8	37.5	4188	-3685	3	9000	-65.1%	-4.6%	-12425	27088	-15.6%	22.0%
-2076	0	0	-814	-2910	-2860	8384	8	25.0	3285	-1572	4	3750	-76.3%	-4.6%	-10654	15410	-32.2%	22.0%
-1710	-6520	0	-5620	-4100	-25420	33040	12	25.0	6640	-5038	7	13500	-188.3%	-4.6%	76940	36660	64.5%	22.0%
-2980	1870	-1100	-890	-550	2310	4890	41	56.1	667	-724	4	9600	24.1%	-4.7%	-39010	44830	-19.0%	-2.5%
-380	-600	-3450	760	-1880	-6680	12920	77	50.6	503	-691	6	84375	-7.9%	-4.7%	-10650	29260	-0.6%	-2.5%
-3875	-2175	4963	0	-1913	24150	6050	10	50.0	6855	-2025	3	13500	178.9%	-7.6%	85150	30400	44.8%	28.2%
0	-63	4250	-5900	-1575	1138	10625	13	38.5	3610	-2118	5	9000	12.6%	-7.6%	66863	19713	52.8%	28.2%
0	0	6000	-3150	-688	175	8400	12	33.3	3406	-1679	6	9300	1.9%	-7.6%	4738	26938	3.6%	28.2%
-3070	-285	2640	0	1245	-1000	8400	15	33.3	2136	-1166	6	6000	-16.7%	-7.6%	-8685	25160	-10.3%	28.2%
0	-3200	-1080	-3720	-1910	-8690	15720	15	26.7	4215	-2326	4	9600	-90.5%	-7.6%	-17100	34730	-12.6%	28.2%
-3270	2950	-5220	-1570	-1170	-14280	21120	18	16.7	4917	-1938	7	13500	-105.8%	-7.6%	109440	29730	57.6%	28.2%
788	-516	-1588	-172	-144	-6328	6772	13	15.4	616	-688	6	3000	-210.9%	-7.6%	13432	15448	31.8%	28.2%
-563	1400	-450	-338	-600	-513	5000	100	48.0	235	-227	9	6750	-7.6%	-7.6%	6075	5000	67.5%	67.5%
-200	300	-600	-375	-113	-550	1925	76	60.5	127	-213	4	6750	-8.1%	-8.1%	-550	1925	-8.1%	-8.1%
0	1765	-200	0	0	95	6255	9	66.7	1252	-2476	1	22500	0.4%	-8.3%	-4360	15010	-5.1%	8.9%
-1100	0	113	0	0	-1225	4413	8	50.0	1072	-1378	2	13500	-9.1%	-8.3%	75	8225	0.1%	8.9%
830	655	-35	0	0	-970	3260	8	50.0	715	-958	2	10500	-9.2%	-8.3%	-1045	7550	-2.6%	8.9%
0	1455	-775	0	0	-2740	5415	6	50.0	1175	-2088	1	12000	-22.8%	-8.3%	25220	5415	54.8%	8.9%
0	-135	0	3575	0	1185	2390	3	33.3	3575	-1193	2	3150	37.6%	-9.2%	-2820	10215	-10.1%	-4.0%
-2250	0	0	0	0	3375	2250	2	50.0	5625	-2250	1	12000	28.1%	-9.2%	3385	8700	3.2%	-4.0%
0	0	0	0	-2255	1435	2255	3	33.3	5945	-2251	1	6000	23.9%	-9.2%	7175	6065	13.5%	-4.0%
0	0	0	0	0	0	0	1	0.0	5644	0	1	9600	0.0%	-9.2%	4169	6856	4.9%	-4.0%
0	0	0	0	0	0	0	1	0.0	745	0	1	13500	0.0%	-9.2%	-11740	12385	-9.8%	-4.0%
0	0	0	0	0	-1015	2250	2	50.0	1235	-2250	1	6000	-16.9%	-9.2%	-8522	9295	-16.1%	-4.0%
0	-2250	0	0	0	-4500	4500	2	0.0	690	-2250	2	7200	-62.5%	-9.2%	-14779	14779	-23.2%	-4.0%
0	-4500	0	0	0	-6750	6750	3	0.0	1900	-2250	3	10500	-64.3%	-9.2%	-1000	18188	-1.1%	-4.0%
-900	-800	-1450	-2325	-3775	-4125	13500	114	28.1	1395	-596	10	42188	-9.8%	-9.8%	-152900	171863	-18.5%	-18.5%
n/a	1105	-455	-250	-990	-590	2315	30	33.3	448	-253	4	6000	-9.8%	-9.8%	-590	2315	-9.8%	-9.8%
4050	7500	-6250	-5100	4300	-2550	23150	146	57.5	1078	-1500	8	42188	-6.0%	-10.0%	40525	23150	28.1%	25.0%
25	1300	-1125	-888	800	-2350	6263	145	60.0	189	-324	7	6750	-34.8%	-10.0%	1338	6263	5.8%	25.0%
0	0	8225	-2588	11375	32738	3650	9	66.7	6819	-2735	1	10500	311.8%	-10.1%	74388	22125	30.3%	7.5%
0	930	-540	-1970	3230	10180	3310	13	53.8	2336	-1025	3	3600	282.8%	-10.1%	62930	31080	74.7%	7.5%
1440	-1336	3340	-1276	-1192	4216	2468	18	38.9	1600	-635	4	3150	133.8%	-10.1%	-24616	37728	-33.5%	7.5%
-1738	-9513	4438	0	8088	6713	11250	17	35.3	6094	-2715	4	13500	49.7%	-10.1%	52513	56025	16.7%	7.5%
-350	0	150	-500	75	700	800	12	41.7	520	-272	2	2250	31.1%	-10.1%	7450	9825	14.1%	7.5%
0	-325	6988	-5925	2263	475	11838	17	52.9	2988	-3297	3	9000	5.3%	-10.1%	24800	54288	11.8%	7.5%
-1710	-2200	3740	-1870	-825	-6560	9985	23	30.4	1647	-1129	6	6000	-109.3%	-10.1%	-2600	30690	-1.9%	7.5%
-3030	-2820	1880	-7290	7280	-21120	45170	27	33.3	4982	-3660	11	13500	-156.4%	-10.1%	28210	146350	8.9%	7.5%
-2663	75	-10425	-94	-225	-15056	18244	29	34.5	1811	-1747	4	7200	-209.1%	-10.1%	-45450	87056	-27.0%	7.5%
-6980	-760	560	-3000	2170	-20230	24600	24	33.3	2216	-2370	6	9600	-210.7%	-10.1%	-40370	48830	-18.0%	7.5%
5768	-5723	0	-1266	7885	9744	6989	12	50.0	3142	-1518	3	5400	180.4%	-10.5%	3226	14022	6.1%	52.0%
0	0	10338	-9438	-3100	4450	12538	8	50.0	5025	-3913	2	9000	49.4%	-10.5%	10438	26475	11.9%	52.0%
0	0	6000	-2625	3850	525	13588	14	28.6	4700	-1830	8	9300	5.6%	-10.5%	17938	29650	19.8%	52.0%



#1-2010 ISSUE

Rank by % Chng Col.17 (1)	System Name (2)	System (3)		Commodity Tested (4)	Sys. Rel. Date (5)	----- Net \$Profit/Loss Per Year ----- (6)					Feb 2009	Mar 2009	April 2009	May 2009	June 2009	July 2009	Aug 2009
		#	Day Trd.			2005	2006	2007	2008	2009							
	Weaver	318		Crude	7/00	-5910	890	26220	89340	7410	5850	-70	3050	0	14820	-8850	-3320
	Weaver	318		T Note	7/00	-1910	580	1310	4200	1870	2380	-2810	-990	3150	0	0	-1650
	Weaver	318		Heat Oil	7/00	-640	-5899	13910	145136	10680	0	3305	0	-1940	2688	-1655	-1394
	Weaver	318		Soybeans	7/00	-555	-9595	10380	-6120	-10070	225	0	-3145	0	8525	-7015	-5570
133	Trend Weaver	604		Gold	8/07	n/a	n/a	10445	20990	6710	0	-5985	0	0	3225	-2025	0
	Trend Weaver	604		Palladium	8/07	n/a	n/a	840	19940	-660	-2080	0	0	-3295	-700	0	970
	Trend Weaver	604		Jap Yen	8/07	n/a	n/a	-1725	6100	-50	-3113	0	0	-3813	0	425	0
	Trend Weaver	604		T Note	8/07	n/a	n/a	3022	2247	9296	0	-1635	45	0	0	-44	0
	Trend Weaver	604		Crude	8/07	n/a	n/a	15995	-4880	44245	3295	0	0	-2035	0	-275	0
	Trend Weaver	604		\$ Index	8/07	n/a	n/a	5410	3625	-4785	-760	-825	-1115	0	-2015	0	235
134	Pendulum	304		S&P	1/00	-5675	-15175	42075	9800	-5600	300	-2100	-5500	-4000	1725	-3625	-4575
135	FGCM Emerald	404	*	S&P	10/02	-1450	-18000	-1425	17150	-10625	-4500	8950	-3325	-4250	-4575	2825	-2575
136	RC Magic	659	*	S&P	4/09	n/a	n/a	n/a	n/a	-1825	n/a	n/a	1650	3350	-4975	-1600	2425
	RC Magic	659	*	Mini S&P	4/09	n/a	n/a	n/a	n/a	-1138	n/a	n/a	275	625	-988	-488	138
137	Market Direction	384		Gold	3/02	-3655	4845	-4950	14615	9635	5155	0	0	-2650	1005	-1325	-1475
	Market Direction	384		Crude	3/02	-11505	11580	19780	41630	8450	-980	0	0	0	11655	0	-2160
	Market Direction	384		Jap Yen	3/02	4575	700	213	3350	3650	-2638	3613	-1325	0	0	0	0
	Market Direction	384		T Note	3/02	-2306	2325	1438	4247	6384	0	0	-1325	0	0	1553	-2853
	Market Direction	384		Euro C	3/02	7400	-8163	6150	21750	-6163	-2650	-4563	0	0	4238	-1325	-1325
	Market Direction	384		Corn	3/02	3113	-2313	-3600	21638	-2538	0	-1050	-400	-1325	-325	0	3313
	Market Direction	384		S Franc	3/02	-650	1488	-2900	1425	-7688	0	-3250	-1325	0	3250	-4313	-3975
	Market Direction	384		Coffee	3/02	3563	-3375	1594	12863	-8269	0	-150	-2231	0	2213	0	0
138	Watch and Wait	126		Coffee	5/91	6771	2402	2909	2120	3808	38	544	356	0	38	0	1556
	Watch and Wait	126		Gold	5/91	430	3090	1670	9300	2300	30	0	0	1180	0	-430	480
	Watch and Wait	126		Jap Yen	5/91	-13038	502	602	-7450	889	438	0	0	0	0	0	-400
	Watch and Wait	126		Bonds	5/91	2370	-2050	2160	-2080	-5460	780	0	240	0	0	610	-5960
	Watch and Wait	126		Pork Bellies	5/91	-2052	1084	868	5236	-3576	-1924	1316	428	0	0	0	0
139	Athena	271		Nat Gas	7/96	15940	13150	2670	60740	14690	15040	0	10300	-10650	0	0	0
	Athena	271		Soybeans	7/96	680	-265	9960	5050	9360	0	0	385	0	8525	825	0
	Athena	271		Jap Yen	7/96	5450	-11476	2388	-887	5950	-1275	0	0	0	0	0	0
	Athena	271		S Franc	7/96	-1062	-14613	-6226	2687	5687	0	0	0	0	0	0	-313
	Athena	271		Bonds	7/96	3820	1360	-3040	-1700	-6440	-2700	0	0	3010	0	0	-3350
	Athena	271		Coffee	7/96	5250	-7069	-7988	8625	-4687	0	0	0	0	-3581	0	0
	Athena	271		Cotton	7/96	-2490	-990	-4930	4420	-5570	0	0	0	0	-3295	0	-2285
140	Maxim	552		Mini S&P	4/06	n/a	5613	13573	16160	-4075	-3200	238	2400	313	-1150	88	213
	Maxim	552		Mini Russell	4/06	n/a	11720	21245	25345	-7245	355	2375	3585	925	-4475	-2425	-115
141	Compass	278		Copper	3/98	2938	15200	-15888	46699	3988	-7150	-150	12625	-6488	-1013	-3825	12688
	Compass	278		Jap Yen	3/98	6138	-10302	-2199	8502	6213	10138	-6588	-488	-2850	-5850	1363	1900
	Compass	278		Coffee	3/98	-1574	2137	1276	-3939	38	4819	0	-2681	-1275	-675	-2360	-675
	Compass	278		Heat Oil	3/98	18946	-35629	26246	107032	3167	0	21	-403	7980	3436	-916	0
	Compass	278		Bonds	3/98	-480	9970	17290	3430	2860	3270	-7060	20	7590	1600	0	-930
	Compass	278		T Note	3/98	350	2800	5160	14130	-9160	-3030	-1770	-1600	2490	0	-1480	550
	Compass	278		\$ Index	3/98	-1340	-400	4840	6910	-9520	2540	-5560	-5130	5730	-4370	-1810	-1340
142	SAGA	472		Euro C	4/04	-6188	-7164	5799	5688	1250	0	0	0	0	0	0	0
	SAGA	472		Crude	4/04	-11610	4690	19430	0	0	0	0	0	0	0	0	0
	SAGA	472		Jap Yen	4/04	11900	-16791	576	16989	-1850	1950	0	0	-4250	0	0	0
	SAGA	472		T Note	4/04	-2270	3580	7290	11140	-7820	-2810	0	-3270	1300	0	-1260	-2880
143	DCB Wheat	540		Wheat	12/05	0	175	513	-100	-1588	-2450	488	0	0	0	0	0
144	QUAD	42		S&P	12/87	-12075	2725	-13075	63150	4275	7175	-5925	4225	-4700	-9750	6175	-6025
	QUAD	42		Bonds	12/87	-5190	-11950	-1840	1720	840	1260	1200	-1550	4190	-800	-1640	2400
145	Andromeda-2	441		Euro C	10/03	12875	-12239	7224	0	0	0	0	0	0	0	0	0
	Andromeda-2	441		Crude	10/03	-3720	5950	-1410	0	0	0	0	0	0	0	0	0
	Andromeda-2	441		Heat Oil	10/03	0	0	0	0	0	0	0	0	0	0	0	0
1	Andromeda-2	441		T Note	10/03	-2900	1610	2450	-2990	210	0	0	0	1300	0	-1260	0
	Andromeda-2	441		Jap Yen	10/03	8249	-6688	-2451	2225	0	0	0	0	0	0	0	0
	Andromeda-2	441		Coffee	10/03	10500	2962	-5476	18825	-4388	0	-3713	0	0	-675	0	0
	Andromeda-2	441		Cotton	10/03	-3690	2365	-2485	-1970	-2885	0	0	-1535	0	-975	0	-2020
	Andromeda-2	441		Corn	10/03	-2614	949	-1712	5325	-2613	0	-2150	0	0	50	0	1400
146	Universal LT	199		Copper	4/93	3811	16175	36652	-11737	-1050	-5025	0	9925	0	-12900	0	13363
	Universal LT	199		Jap Yen	4/93	-2126	-3952	7563	19026	4199	10675	-5063	213	250	-700	0	-938
	Universal LT	199		Bonds	4/93	-5040	-10600	9760	17120	-8420	1210	-6850	-3040	2610	750	3210	1750
	Universal LT	199		Euro \$	4/93	-2025	-1125	-2675	-3425	-325	925	0	0	1525	-650	0	-1625
	Universal LT	199		Crude	4/93	11220	-10500	7340	-5330	-22480	1650	2620	-6850	0	16340	-9330	-11000
	Universal LT	199		B Pound	4/93	212	8431	-8145	13037	-2987	1181	-4850	-5056	8594	1169	-506	-3513
147	Swing Index System	84		Coffee	1/87	-15174	-10388	-9848	-132	13203	-255	-360	-851	2333	8959	311	4226
	Swing Index System	84		Live Hogs	1/87	-12132	-11348	-5880	-7192	5892	-100	-128	320	-2640	-48	-80	1036
	Swing Index System	84		Nat Gas	1/87	51360	-10450	-18480	97820	20050	15020	2530	-4820	-2320	11530	2000	8870
	Swing Index System	84		\$ Index	1/87	-8250	-6020	-2080	4150	-6350	-20	-2370	-1140	6780	-5170	110	2000
	Swing Index System	84		Copper	1/87	6938	2661	50238	10948	-16700	-2700	-3775	5475	-4700	2925	-5438	6300
	Swing Index System	84		Euro C	1/87	-4465	-7377	-5125	1249	-5575	-6563	-5850	1300	10338	-11913	-1400	2975
	Swing Index System	84		Jap Yen	1/87	-13250	-3200	-8562	26712	-5513	7700	5713	-5475	-1013	-5613	3600	550
	Swing Index System	84		Euro \$	1/87	-8875	-4350	-8850	-5375	-1375	-1250	-1500	0	600	-725	-175	675
	Swing Index System	84		Cotton	1/87	-2035	255	-550	-15265	-12495	-1445	-3240	3600	570	-395	1670	-3570

					12 Mos		12 Mos												
Sept.	Oct.	Nov.	Dec.	Jan.	Net	Max	Total	%	Avg.	Avg.	Max	Min.	%Chng	Comb-	Total	Total	%Chng	%Chng	
2009	2009	2009	2009	2010	P/L	DD	Trds	Wins	Win	Loss	Loss	Req'd	Min.Req	ined	Net	Max	Min.Req	Min.Req	
					(8)	(9)	(10)	(11)	(12)	(13)	(14)	Cap. \$	Cap.	%Chng.	(18)	(19)	Release	Cap.Since	Cap.Since
-1240	-550	-620	-1660	-7170	240	24210	16	25.0	6918	-2286	6	13500	1.8%	-10.5%	133190	25020	101.2%	52.0%	
-210	130	2460	-3770	-1570	-2880	5340	11	36.4	2175	-1656	2	5400	-53.3%	-10.5%	17540	9740	33.3%	52.0%	
-8820	0	6539	-2260	-4964	-8501	13490	14	35.7	3937	-3130	5	15000	-56.7%	-10.5%	149629	34507	102.3%	52.0%	
-3820	-1755	0	2485	-520	-10590	19770	16	37.5	3522	-3172	3	9000	-117.7%	-10.5%	5865	35595	6.7%	52.0%	
0	2515	0	11995	-2945	6780	5985	6	50.0	5912	-3652	1	9999	67.8%	-10.6%	35200	9000	140.8%	114.0%	
1070	0	1040	2335	2930	2270	6075	9	55.6	1669	-1522	4	5250	43.2%	-10.6%	23050	6845	175.6%	114.0%	
0	4638	0	1813	0	-50	6925	6	50.0	2292	-2309	3	9000	-0.6%	-10.6%	4325	7963	19.2%	114.0%	
255	-445	0	435	0	-1389	1824	6	50.0	245	-708	1	5400	-25.7%	-10.6%	14565	1824	107.9%	114.0%	
-5620	0	345	0	-2285	-6575	9870	7	28.6	1820	-2045	4	13500	-48.7%	-10.6%	53075	26000	157.3%	114.0%	
0	1485	-1155	-635	-1185	-5970	6515	10	30.0	755	-1176	4	3600	-165.8%	-10.6%	3065	6515	34.1%	114.0%	
10775	10225	-4400	-50	-9125	-10350	20525	36	30.6	3382	-1905	4	84375	-12.3%	-12.3%	38925	65125	4.5%	4.5%	
-675	7350	-3675	-600	-150	-5200	12925	62	41.9	1590	-1291	6	42188	-12.3%	-12.3%	-4800	44325	-1.5%	-1.5%	
-1350	4325	-3850	-1800	-2600	-4425	12900	78	46.2	902	-880	7	42188	-10.5%	-12.5%	-4425	12900	-10.5%	-12.5%	
-250	788	-863	-375	-538	-1675	3350	76	39.5	205	-170	8	6750	-24.8%	-12.5%	-1675	3350	-24.8%	-12.5%	
0	0	16985	-8060	-2650	6985	10710	11	27.3	7715	-2024	4	9999	69.9%	-12.8%	10590	14760	13.2%	33.9%	
-1325	2585	0	0	-1155	8620	3485	8	37.5	4862	-1193	3	13500	63.9%	-12.8%	84415	17100	78.2%	33.9%	
0	3063	0	2263	-538	4438	2638	6	50.0	2979	-1500	1	9000	49.3%	-12.8%	-2538	18000	-3.5%	33.9%	
0	284	0	-263	3	-2600	4319	8	37.5	1102	-1181	3	5400	-48.1%	-12.8%	17144	16847	39.7%	33.9%	
0	0	1725	-1325	0	-5225	7213	10	20.0	3644	-1564	4	10500	-49.8%	-12.8%	44700	13288	53.2%	33.9%	
-2250	0	0	825	-1250	-2463	3100	9	22.2	2069	-942	4	3600	-68.4%	-12.8%	15631	7800	54.3%	33.9%	
-1325	0	0	3250	0	-7688	10938	10	20.0	3250	-1773	5	9300	-82.7%	-12.8%	9188	19088	12.3%	33.9%	
-2663	-2663	-1331	-2663	-1331	-10819	10819	12	8.3	2213	-1183	8	7200	-150.3%	-12.8%	6713	10819	11.7%	33.9%	
769	394	0	113	0	3806	0	11	100.0	346	0	0	7200	52.9%	-13.5%	55125	7219	40.3%	7.6%	
40	0	960	0	-820	1440	860	9	77.8	390	-646	1	9999	14.4%	-13.5%	16380	5560	8.6%	7.6%	
775	0	38	38	38	925	400	8	87.5	189	-398	1	9000	10.3%	-13.5%	-17988	31213	-10.5%	7.6%	
-1220	0	90	0	-1840	-7300	9000	15	80.0	152	-3041	2	9600	-76.0%	-13.5%	-860	15010	-0.5%	7.6%	
0	0	0	0	-3992	-4172	4172	5	60.0	592	-2974	1	3600	-115.9%	-13.5%	3976	12024	5.8%	7.6%	
0	0	0	0	0	14690	10650	3	66.7	12670	-10673	1	13500	108.8%	-13.7%	124850	51900	67.3%	11.9%	
0	0	0	-375	-4760	4600	5135	5	60.0	3245	-2568	2	9000	51.1%	-13.7%	32910	23725	26.6%	11.9%	
0	0	7225	0	-6413	-463	6413	3	33.3	7225	-3838	1	9000	-5.1%	-13.7%	-4825	32075	-3.9%	11.9%	
0	0	6000	0	-6550	-863	6550	3	33.3	6000	-3427	1	9300	-9.3%	-13.7%	-27613	40813	-21.6%	11.9%	
0	0	-3400	0	-3990	-10430	10740	6	33.3	1565	-3388	2	9600	-108.6%	-13.7%	-23380	44400	-17.7%	11.9%	
0	0	0	0	-4725	-8306	8306	2	0.0	0	-4153	2	7200	-115.4%	-13.7%	3394	44588	3.4%	11.9%	
0	0	490	0	-2865	-7955	7955	4	25.0	490	-2815	2	6000	-132.6%	-13.7%	-1475	18575	-1.8%	11.9%	
363	-838	0	-88	913	-750	5425	70	67.1	334	-714	3	13500	-5.6%	-15.7%	32183	7838	60.9%	84.8%	
-85	-3920	1780	-2730	1480	-3250	13470	72	56.9	645	-956	5	12000	-27.1%	-15.7%	52545	13470	111.8%	84.8%	
-4075	-4925	8038	-5550	11338	11513	11325	32	18.8	7823	-1368	6	13500	85.3%	-15.7%	50788	51150	31.1%	28.0%	
0	3713	6025	-4475	1863	4750	15775	24	29.2	4252	-1474	9	9000	52.8%	-15.7%	22075	24613	20.3%	28.0%	
1125	0	1950	0	619	900	7613	21	33.3	2164	-1016	5	7200	12.5%	-15.7%	-34088	44644	-39.2%	28.0%	
-3562	-5565	8900	-7186	-4574	-1869	12902	25	28.0	4993	-2046	5	15000	-12.5%	-15.7%	118667	36397	65.5%	28.0%	
-7760	150	3720	-6480	1600	-4280	13360	27	40.7	2550	-2017	6	9600	-44.6%	-15.7%	22140	37640	19.1%	28.0%	
-3050	570	740	-4250	1040	-9790	12530	31	29.0	1379	-1008	5	5400	-181.3%	-15.7%	24150	15200	37.0%	28.0%	
-1370	330	-1590	-640	2050	-11160	15750	35	28.6	1476	-1038	7	3600	-310.0%	-15.7%	10690	23140	24.6%	28.0%	
0	0	4100	-2850	7013	8263	2850	3	66.7	5557	-2859	1	10500	78.7%	-15.8%	10375	21188	16.7%	17.8%	
0	0	0	0	0	0	0	0	0.0	0	0	0	13500	0.0%	-15.8%	21620	28940	27.1%	17.8%	
0	1325	5925	-6800	-2638	-4488	9438	6	50.0	3067	-4563	2	9000	-49.9%	-15.8%	6613	17113	12.4%	17.8%	
0	0	3890	-2790	-2030	-9850	9850	8	25.0	2595	-2507	2	5400	-182.4%	-15.8%	1770	10710	5.5%	17.8%	
375	0	0	0	0	-1588	2450	3	66.7	431	-2452	1	9600	-16.5%	-16.5%	-1000	2869	-2.5%	-2.5%	
12400	-1450	-2525	-2700	-8900	-12000	29025	94	41.5	2413	-1930	8	84375	-14.2%	-17.1%	144713	85975	7.6%	5.4%	
-2110	-800	-3430	-310	-2520	-4110	9470	105	48.6	503	-552	9	9600	-42.8%	-17.1%	-30730	70490	-14.2%	5.4%	
0	0	0	0	5875	5875	0	1	100.0	5875	0	0	10500	56.0%	-18.5%	29338	16088	43.5%	4.5%	
0	0	0	0	0	0	0	0	0.0	0	0	0	13500	0.0%	-18.5%	2370	9650	2.7%	4.5%	
0	0	0	0	0	0	0	0	0.0	0	0	0	15000	0.0%	-18.5%	-4187	6195	-4.4%	4.5%	
0	0	2970	-2800	-2050	-1840	4850	5	40.0	2135	-2037	2	5400	-34.1%	-18.5%	-1370	6290	-4.0%	4.5%	
0	0	0	0	-3813	-3813	3813	1	0.0	0	-3813	1	9000	-42.4%	-18.5%	-6275	10725	-10.9%	4.5%	
0	0	0	0	675	-3713	4388	3	33.3	675	-2193	2	7200	-51.6%	-18.5%	12581	10519	27.2%	4.5%	
0	0	1645	0	-1870	-4755	4755	6	33.3	1220	-1797	2	6000	-79.3%	-18.5%	-13185	14650	-34.2%	4.5%	
0	-1375	-538	0	-2100	-4713	4713	7	28.6	988	-1339	3	3600	-130.9%	-18.5%	863	7650	3.7%	4.5%	
-2050	-2938	425	-2238	9800	8363	14325	14	35.7	7660	-3324	3	13500	61.9%	-19.0%	53913	63775	23.4%	17.3%	
0	-2138	5925	-8838	425	-188	12288	19	52.6	2508	-2804	2	9000	-2.1%	-19.0%	62738	24363	40.8%	17.3%	
-8810	1150	1580	-2140	8040	-540	14160	30	43.3	2266	-1762	5	9600	-5.6%	-19.0%	40740	40870	24.8%	17.3%	
0	0	-500	0	-325	-650	3100	6	33.3	1225	-774	4	2250	-28.9%	-19.0%	-5200	12425	-13.5%	17.3%	
-7240	9040	-10070	-2160	8590	-8410	31890	23	47.8	3615	-4011	3	13500	-62.3%	-19.0%	6280	64910	2.7%	17.3%	
1063	0	2650	-4719	-4819	-8806	11113	29	41.4	1422	-1523	8	6000	-146.8%	-19.0%	769	25669	0.8%	17.3%	
-2003	8314	-1778	-218	5044	23723	5408	59	52.5	1568	-887	6	7200	329.5%	-19.7%	-19628	119423	-11.7%	-9.5%	
3028	2504	1840	-68	0	5572	3296	47	46.8	712	-404	4	3150	176.9%	-19.7%	-84480	95160	-114.9%	-9.5%	
-9210	-2420	440	-1570	-8770	11280	25390	99	42.4	2008	-1280	11	13500	83.6%	-19.7%	275990	47720	87.6%	-9.5%	
-580	-2510	-1880	0	4270	-510	8030	58	37.9	904	-566	8	3600	-14.2%	-19.7%	-67600	96580	-80.5%	-9.5%	
-7425	-10225	2638	0	11338	-5588	25438	58	39.7	2203	-1610	7	13500	-41.4%	-19.7%	30725	61775	9.8%	-9.5%	
2850	3538	-8888	3113	1225	-9275	15850	71	36.6	1847	-1272	10	10500	-88.3%	-19.7%	-39963	65800	-16.3%	-9.5%	
-2250	-3200																		

#1-2010 ISSUE

Rank by % Chng Col.17 (1)	System Name (2)	System # (3)	Day Trd. (4)	Commodity Tested (5)	Sys. Rel. Date (6)	Net \$Profit/Loss Per Year					Feb 2009	Mar 2009	April 2009	May 2009	June 2009	July 2009	Aug 2009
						(6)											
						2005	2006	2007	2008	2009							
	Swing Index System	84		Bonds	1/87	-5570	-4210	-5150	-250	-15620	-10790	0	1910	-2330	-2700	5730	-2430
148	Black Crusader UD	578		S&P	1/07	n/a	n/a	-11800	114525	-29550	-1200	-15500	1875	-7825	-1150	-2300	7650
149	Lil' Dipper	274		Bonds	6/98	170	-70	-5730	8870	-2100	0	0	-3070	0	0	0	2080
150	Andromeda	364		Euro C	12/01	12875	-10089	2361	0	0	0	0	0	0	0	0	0
	Andromeda	364		Crude	12/01	-3730	5950	-1850	0	0	0	0	0	0	0	0	0
	Andromeda	364		Heat Oil	12/01	0	0	0	0	0	0	0	0	0	0	0	0
	Andromeda	364		T Note	12/01	-4460	1610	1600	-4390	1350	0	0	0	1300	0	0	-120
	Andromeda	364		Jap Yen	12/01	7149	-7813	-2451	2225	0	0	0	0	0	0	0	0
	Andromeda	364		Coffee	12/01	10500	2962	-8851	18825	-6207	0	-3713	0	0	-2494	0	0
	Andromeda	364		Cotton	12/01	-4290	2365	-3765	-7420	-3965	0	0	-1535	0	-2055	0	-2020
	Andromeda	364		Corn	12/01	-2614	774	-1712	12900	-3701	0	-2150	0	0	-1038	0	1400
151	Tuition-LT	387		Euro \$	5/02	200	275	-2100	2225	4300	1525	0	0	1525	0	0	900
	Tuition-LT	387		S Franc	5/02	-2912	-8251	-7501	9824	-2975	0	0	0	5375	0	0	675
	Tuition-LT	387		Lumber	5/02	n/a	n/a	n/a	n/a	n/a	n/a	n/a	n/a	n/a	n/a	n/a	n/a
	Tuition-LT	387		T Note	5/02	-5080	2630	140	-1110	-420	730	810	0	-1100	0	0	-890
	Tuition-LT	387		Jap Yen	5/02	10426	-8375	-3151	8149	-2001	450	0	0	-3038	0	0	-1313
	Tuition-LT	387		Crude	5/02	-11600	-600	22890	89040	530	5860	-5850	0	0	9490	0	-1730
	Tuition-LT	387		Bonds	5/02	-2600	6030	-2310	-3300	-6650	-2320	0	0	5650	0	0	-2190
	Tuition-LT	387		Corn	5/02	-2539	-1964	-4837	19688	-2625	738	-2050	0	0	-1363	0	1525
152	GK-Energy Trader	349		Crude	2/01	-7420	-3140	16010	93470	1410	7610	0	0	0	9790	-9310	-270
	GK-Energy Trader	349		Unleaded	2/01	6276	1277	13881	70421	2625	0	0	0	9832	0	-4435	0
	GK-Energy Trader	349		Nat Gas	2/01	7270	44820	-2390	76700	-5960	15050	-750	4470	-7860	0	0	-300
	GK-Energy Trader	349		Heat Oil	2/01	5565	-3562	26374	106797	7434	0	2936	0	546	0	-5338	0
153	Anomaly 2	381		Live Hogs	3/02	-275	-1825	-225	2930	9250	0	0	0	0	0	0	12805
	Anomaly 2	381		Nat Gas	3/02	5260	6075	-12475	-5040	15560	8735	1205	0	1375	1495	0	1715
	Anomaly 2	381		Euro C	3/02	13775	-11025	138	42838	5138	-4500	-2250	0	0	0	0	0
	Anomaly 2	381		Soymeal	3/02	-1660	-1725	-5585	11380	-575	-2585	0	0	-2255	0	2815	0
	Anomaly 2	381		Bonds	3/02	-8438	763	-313	-6868	-4593	0	0	0	0	0	0	0
	Anomaly 2	381		Silver	3/02	-920	8240	-5180	27065	-17120	0	1170	0	0	-2265	-2250	0
	Anomaly 2	381		Cotton	3/02	-8850	1180	-2585	14485	-9785	0	0	-1245	-2250	-1790	-2250	0
	Anomaly 2	381		Coffee	3/02	7181	-8044	-7181	7178	-15750	0	-2250	-2250	0	-2250	-2250	0
154	Alpha DT	619	*	Mini Midcap	1/08	n/a	n/a	n/a	-7380	-3335	-575	4055	-1800	870	-1440	-340	-810
155	Ready-Set-Go	340		Soymeal	5/01	2925	-2400	-5710	12210	7430	0	0	0	0	0	6515	0
	Ready-Set-Go	340		Bonds	5/01	-5050	-1781	894	4736	4508	0	0	0	0	0	0	0
	Ready-Set-Go	340		Live Hogs	5/01	1375	2550	-4575	-2410	825	0	0	0	0	0	0	0
	Ready-Set-Go	340		Cotton	5/01	170	1885	-1205	9155	-1585	-865	0	1345	185	0	0	-2250
	Ready-Set-Go	340		Silver	5/01	-6750	28770	-6525	38110	-600	0	8400	0	0	-2250	0	0
	Ready-Set-Go	340		Nat Gas	5/01	28725	0	-2175	46250	-8660	0	0	0	0	-2255	0	-1895
	Ready-Set-Go	340		Coffee	5/01	12131	-5269	-5194	14438	-6469	-2250	0	0	0	281	0	0
	Ready-Set-Go	340		Euro C	5/01	12100	-5850	12113	-9050	-5738	-4500	-2250	0	0	0	0	-2250
156	Trendfinder - Lion 1	676	*	Mini Russell	10/09	n/a	n/a	n/a	n/a	-1265	n/a	n/a	n/a	n/a	n/a	n/a	n/a
157	RC Shine	576	*	S&P	2/07	n/a	n/a	6050	4850	-4175	-1775	2550	-3450	-1675	-2050	2050	-450
	RC Shine	576	*	Mini S&P	2/07	n/a	n/a	-2913	-2475	-1225	-388	513	-675	-413	-375	400	-138
158	RC Strength	661	*	Mini S&P	4/09	n/a	n/a	n/a	n/a	-1488	n/a	n/a	100	288	-1213	338	-463
	RC Strength	661	*	S&P	4/09	n/a	n/a	n/a	n/a	-10625	n/a	n/a	-1525	1525	-5450	1675	-3975
159	Volatility	85		Euro C	1/87	-5275	-3551	8401	6712	17388	-7413	0	0	17938	0	0	2513
	Volatility	85		\$ Index	1/87	-6560	-3460	-310	-80	3840	1180	-3830	0	5470	0	0	1610
	Volatility	85		Bonds	1/87	-14100	5080	-5900	-20260	7910	10840	0	0	4210	0	0	-3360
	Volatility	85		Nat Gas	1/87	32630	28740	-21990	82210	6670	15050	610	-950	-7920	-10710	-2130	10090
	Volatility	85		Copper	1/87	11150	-4126	30064	23762	1726	-3825	-3875	2000	-3500	-4575	-3050	10388
	Volatility	85		Euro \$	1/87	-2275	-2275	-1725	650	125	1525	-1550	0	1225	-625	-1100	425
	Volatility	85		Live Hogs	1/87	6324	-2988	3712	-6016	-3784	0	1088	0	-756	-1244	-1128	0
	Volatility	85		Cotton	1/87	-9400	-180	4035	-1445	-2710	130	0	350	905	1870	-2160	-3775
	Volatility	85		Coffee	1/87	-31856	-15077	-13295	-7424	-15582	2175	-1669	-2850	-3600	6450	0	-6544
	Volatility	85		Jap Yen	1/87	-8389	-7689	11263	3824	-42528	-1563	-4513	0	-1088	-8538	0	-6950
160	Cyclone	250	*	S&P	7/96	-29650	-30200	12275	131175	-5775	-6525	11150	-13400	1225	-1600	4225	-175
161	Basis II	270		S Franc	1/98	11213	-3450	-8938	2587	-3025	-363	-6375	0	5263	0	-5413	488
	Basis II	270		Nat Gas	1/98	0	0	0	-4330	0	0	0	0	0	0	0	0
	Basis II	270		Crude	1/98	0	-1130	18500	1050	0	0	0	0	0	0	0	0
	Basis II	270		Bonds	1/98	-2520	-1110	-1410	-1040	0	0	0	0	0	0	0	0
	Basis II	270		Jap Yen	1/98	14387	-5975	2187	7125	-2675	0	0	0	0	0	0	0
	Basis II	270		T Note	1/98	-5510	-2140	6280	-1320	-1020	0	0	-550	3590	0	0	-1650
	Basis II	270		Cotton	1/98	-590	-5620	-4315	-4850	-11315	-290	0	-2050	0	725	-3310	-1850
162	Trend One	299		Coffee	4/99	-7238	11005	-6431	-4969	1032	2869	-525	-2044	0	10200	-675	3469
	Trend One	299		Jap Yen	4/99	5125	-14902	463	12074	9400	11763	0	0	275	-5825	0	-313
	Trend One	299		S Franc	4/99	-17338	1638	-9752	10949	-2413	-2088	-11025	-688	6713	0	0	675
	Trend One	299		Euro C	4/99	5550	1763	-3650	15775	-10089	7563	-2338	725	10350	-7750	-438	-9250
	Trend One	299		Bonds	4/99	7020	-380	670	2070	-22370	7840	-5360	-13080	6460	440	-2320	-6090
163	STAT	344		\$ Index	5/01	-820	-1360	-1970	130	3740	1680	-4140	0	4100	0	0	1600
	STAT	344		S Franc	5/01	-5450	-5664	-8513	2475	5562	0	0	0	7375	0	0	675
	STAT	344		Euro C	5/01	900	-3689	-5350	5400	-6612	1588	-4738	-9288	6175	0	-1800	1213
	STAT	344		T Note	5/01	-7030	3130	1230	3670	620	740	800	0	730	0	0	-1400
	STAT	344		Jap Yen	5/01	11951	-7889	-3838	7225	-3475	838	0	0	-3813	0	0	-2113

Sept. 2009	Oct 2009	Nov 2009	Dec 2009	Jan 2010	12 Mos Net P/L (8)	12 Mos Max DD (9)	12 Mos Total Trds (10)	% Wins (11)	Avg. Win (12)	Avg. Loss (13)	Max Con. Loss (14)	Min. Req'd Cap. \$ (15)	%Chng Min.Req Cap. (16)	Comb- ined %Chng. (17)	Total Net P/L (18)	Total Max DD (19)	%Chng Min.Req Cap.Since Release (20)	%Chng Min.Req Cap.Since Release (22)
-6340	930	-1300	-2160	570	-18910	21430	110	42.7	814	-907	9	9600	-19.7%	-19.7%	-85960	101660	-38.4%	-9.5%
1700	-2600	75	-4125	5300	-18100	28450	52	42.3	2073	-2123	6	84375	-21.5%	-21.5%	78475	40100	29.4%	29.4%
1970	-3080	0	0	0	-2100	3080	4	50.0	2025	-3075	1	9600	-21.9%	-21.9%	23800	6560	21.0%	21.0%
0	0	0	0	5875	5875	0	1	100.0	5875	0	0	10500	56.0%	-22.5%	41838	18800	48.3%	1.0%
0	0	0	0	0	0	0	0	0.0	0	0	0	13500	0.0%	-22.5%	2940	14780	2.6%	1.0%
0	0	0	0	0	0	0	0	0.0	0	0	0	15000	0.0%	-22.5%	-2407	13012	-1.9%	1.0%
0	0	2970	-2800	-2050	-700	4850	5	40.0	2135	-1657	2	5400	-13.0%	-22.5%	-2630	10550	-5.9%	1.0%
0	0	0	0	-3813	-3813	3813	1	0.0	0	-3813	1	9000	-42.4%	-22.5%	-3988	14125	-5.4%	1.0%
0	0	0	0	675	-5531	6206	3	33.3	675	-3101	2	7200	-76.8%	-22.5%	-2363	20363	-4.0%	1.0%
0	0	1645	0	-1870	-5835	5835	6	33.3	1220	-2067	2	6000	-97.3%	-22.5%	-33240	33240	-67.2%	1.0%
0	-1375	-538	0	-2100	-5800	5800	7	28.6	988	-1556	3	3600	-161.1%	-22.5%	5413	6863	18.2%	1.0%
0	0	350	0	175	4475	0	5	100.0	895	0	0	2250	198.9%	-22.7%	6400	2925	36.3%	19.3%
0	0	6000	-5250	1600	8400	5250	5	80.0	3413	-5252	1	9300	90.3%	-22.7%	-17288	38800	-23.7%	19.3%
n/a	n/a	n/a	n/a	-66	-66	66	1	0.0	0	-66	1	3300	-2.0%	-22.7%	-66	66	-0.3%	19.3%
0	0	3840	-3810	0	-420	3810	6	50.0	1793	-1933	2	5400	-7.8%	-22.7%	2100	14480	5.0%	19.3%
0	0	10338	-8438	0	-2000	8438	5	40.0	5394	-4263	2	9000	-22.2%	-22.7%	-713	17525	-1.0%	19.3%
80	-1370	0	-5950	-8390	-7860	17360	8	37.5	5143	-4658	3	13500	-58.2%	-22.7%	96120	34830	90.9%	19.3%
0	0	-2870	-4920	-3410	-10060	13390	7	28.6	3010	-3218	2	9600	-104.8%	-22.7%	-7330	20610	-9.7%	19.3%
0	-2275	800	0	-2525	-5150	5988	8	50.0	791	-2079	2	3600	-143.1%	-22.7%	5425	9338	19.2%	19.3%
-160	-2990	0	-3260	0	1410	15990	7	28.6	8700	-3203	5	13500	10.4%	-23.3%	101450	31740	82.7%	93.0%
-5048	0	-2306	0	0	-1957	11789	5	40.0	7422	-5600	2	15000	-13.0%	-23.3%	96806	32348	71.1%	93.0%
-4370	-6350	0	-5850	0	-5960	24730	9	33.3	7947	-4960	3	13500	-44.1%	-23.3%	148150	40520	120.8%	93.0%
-2365	0	50	-2612	0	-6783	10265	7	57.1	1186	-3837	1	15000	-45.2%	-23.3%	135059	21038	99.1%	93.0%
0	-3555	0	0	0	9250	3555	4	25.0	12805	-1185	3	3150	293.7%	-23.5%	9236	14252	36.7%	8.7%
5545	0	-2255	-2255	-2255	13305	6765	9	66.7	3345	-2261	3	13500	98.6%	-23.5%	3365	29840	3.1%	8.7%
0	14138	0	-2250	-2413	2725	6750	6	16.7	14138	-2289	3	10500	26.0%	-23.5%	73425	19975	87.4%	8.7%
0	3705	-2255	0	-1665	-2240	4840	6	33.3	3260	-2187	2	6000	-37.3%	-23.5%	8765	8970	54.8%	8.7%
-4525	-2293	0	0	0	-6818	6818	3	0.0	4488	-2273	3	9600	-71.0%	-23.5%	-18024	24774	-70.4%	8.7%
-2250	-1500	-2250	-2125	0	-11470	12640	7	14.3	1170	-2107	6	12000	-95.6%	-23.5%	12760	23370	39.9%	8.7%
0	0	0	0	320	-7215	7535	5	20.0	320	-1884	4	6000	-120.3%	-23.5%	-4975	15035	-31.1%	8.7%
-2250	0	-2250	0	0	-13500	13500	6	0.0	1725	-2250	6	7200	-187.5%	-23.5%	-36998	36998	-64.2%	8.7%
-830	-510	-300	-825	-145	-2650	7375	134	37.3	394	-266	7	11250	-23.6%	-23.6%	-10860	11805	-46.3%	-46.3%
0	915	0	0	-1725	5705	1725	3	66.7	3715	-1730	1	6000	95.1%	-25.3%	13285	8110	24.8%	29.6%
0	4508	0	0	0	4508	2261	2	50.0	6769	-2262	1	9600	47.0%	-25.3%	11056	13050	12.9%	29.6%
0	0	0	825	0	825	0	1	100.0	825	0	0	3150	26.2%	-25.3%	-16993	19233	-60.5%	29.6%
0	0	0	0	1880	295	2250	5	60.0	1137	-1558	1	6000	4.9%	-25.3%	12460	11115	23.3%	29.6%
0	-4500	-2250	0	0	-600	9000	5	20.0	8400	-2250	4	12000	-5.0%	-25.3%	68830	10875	64.3%	29.6%
0	-4510	0	0	0	-8660	8660	4	0.0	51555	-2165	4	13500	-64.1%	-25.3%	64810	25670	53.8%	29.6%
0	-2250	0	-2250	0	-6469	6469	4	25.0	281	-2250	2	7200	-89.8%	-25.3%	-19050	34856	-29.7%	29.6%
0	688	-2250	-2250	0	-12813	12813	7	14.3	688	-2251	4	10500	-122.0%	-25.3%	44763	21538	47.8%	29.6%
n/a	145	-1155	-255	-260	-1525	3280	61	34.4	395	-245	7	6000	-25.4%	-25.4%	-1525	3280	-25.4%	-25.4%
-3775	300	-625	-1325	150	-10075	15625	92	53.3	866	-1223	4	42188	-23.9%	-25.8%	6875	26125	5.4%	0.0%
-650	50	-488	-213	-200	-2575	3675	93	31.2	285	-169	7	6750	-38.1%	-25.8%	-6813	8400	-33.6%	0.0%
-1225	763	375	-450	-175	-1663	3175	55	41.5	254	-234	6	6750	-24.6%	-26.1%	-1663	3175	-24.6%	-26.1%
-6150	4025	1525	-2275	-475	-11100	18125	55	36.4	1384	-1109	6	42188	-26.3%	-26.1%	-11100	18125	-26.3%	-26.1%
0	0	8225	-3875	10088	27475	7413	6	66.7	9691	-5660	1	10500	261.7%	-26.5%	15025	59750	6.1%	8.3%
0	0	3510	-1740	2620	8820	3830	7	71.4	2878	-2779	1	3600	245.0%	-26.5%	-20560	56240	-24.4%	8.3%
0	-6940	-4670	0	3760	3840	14970	8	37.5	6293	-3008	4	9600	40.0%	-26.5%	1200	83870	0.5%	8.3%
-1240	1030	0	2840	-3810	2860	21710	16	43.8	4856	-3467	5	13500	21.2%	-26.5%	206890	43460	65.4%	8.3%
0	0	7963	0	-963	563	16825	13	30.8	6225	-2708	5	13500	4.2%	-26.5%	38450	56538	12.2%	8.3%
0	0	350	-125	-375	-250	2050	10	40.0	881	-629	2	2250	-11.1%	-26.5%	11175	8475	21.2%	8.3%
1456	-932	-4	0	-320	-1840	5584	14	42.9	1055	-1023	4	3150	-58.4%	-26.5%	-15768	21480	-21.4%	8.3%
-845	-1585	2400	0	-2900	-5610	8865	16	37.5	1633	-1541	5	6000	-93.5%	-26.5%	20165	29150	14.4%	8.3%
-5794	-3206	1650	-2194	-6900	-22481	25088	18	33.3	2128	-2935	4	7200	-312.2%	-26.5%	-77025	190706	-45.8%	8.3%
0	1150	-5538	-6700	-363	-34100	34100	14	28.6	2472	-4402	6	9000	-378.9%	-26.5%	-27175	69888	-12.9%	8.3%
4275	1725	-6425	-2375	-3450	-11350	21850	261	34.9	1429	-833	11	42188	-26.9%	-26.9%	256650	86675	44.2%	44.2%
0	0	6000	-2625	3850	825	6888	11	36.4	3900	-2114	4	9300	8.9%	-27.9%	25313	16688	22.2%	13.9%
0	0	0	0	0	0	0	0	0.0	0	0	0	13500	0.0%	-27.9%	45050	13540	27.2%	13.9%
0	0	0	0	0	0	0	0	0.0	0	0	0	13500	0.0%	-27.9%	32010	17400	19.4%	13.9%
0	0	0	0	-1140	-1140	1140	1	0.0	0	-1140	1	9600	-11.9%	-27.9%	3220	17120	2.7%	13.9%
0	150	3550	-6375	0	-2675	6375	3	66.7	1850	-6383	1	9000	-29.7%	-27.9%	31288	21463	28.4%	13.9%
-1590	0	3350	-4170	-1570	-2590	5740	9	22.2	3470	-1360	4	5400	-48.0%	-27.9%	4670	16510	7.1%	13.9%
-4345	0	1645	-1840	-1575	-12890	12890	14	28.6	1419	-1858	4	6000	-214.8%	-27.9%	-28495	42825	-38.8%	13.9%
-3169	188	94	-4875	3356	8888	8438	25	44.0	2139	-1046	5	7200	123.4%	-28.2%	-28519	48225	-36.0%	12.8%
0	0	10338	-6838	-700	8700	8350	13	38.5	5233	-2188	4	9000	96.7%	-28.2%	19288	25713	19.5%	12.8%
0	0	6000	-2338	4138	1388	13825	13	38.5	3510	-2024	7	9300	14.9%	-28.2%	7275	28888	7.1%	12.8%
-5063	-4775	-5163	-1600	5538	-12200	34038	23	26.1	5063	-2506	9	10500	-116.2%	-28.2%	44863	34038	38.8%	12.8%
-7160	-70	-460	-3430	3580	-19650	31070	26	26.9	3363	-2271	8	9600	-204.7%	-28.2%	21540	31070	20.4%	12.8%
0	0	3520	-1330	2640	8070	4140	7	71.4	2708	-2730	1	3600	224.2%	-29.6%	28880	9460	90.8%	24.3%
0	0	6000	-2338	-1125	10588	5650	6	66.7	4060	-2833	2	9300	113.8%	-29.6%	-10913	31525	-13.3%	24.3%
0	0	6163	-2900	11113	7525	14025	10	60.0	4375	-4681	2	10500	71.7%	-29.6%	29550	21988	31.9%	24.3%
0	0	3470	-3720	-2040	-1420	5760	7	57.1	1435	-2383	2	5400	-26.3%	-29.6%	2120	15360	4.4%	24.3%
0	0	10338	-8725	-3338	-6													



#1-2010 ISSUE

Rank by % Chng Col. 17 (1)	System Name System # Day Trd. (2) (3)	Commodity Tested (4)	Sys. Rel. Date (5)	Net \$Profit/Loss Per Year (6)					Feb 2009	Mar 2009	April 2009	May 2009	June 2009	July 2009	Aug 2009	
				2005	2006	2007	2008	2009								
				2009	2009	2009	2009	2009								
164	STAT	344	Rough Rice	5/01	-1130	-5014	-1446	7380	-7204	2586	0	-1530	-1196	-2670	-334	1044
	STAT	344	Crude	5/01	-8540	5670	21270	86540	-18770	5850	-5110	0	0	9790	-9310	-3230
	Oscar SW	629	Mini Midcap	1/08	n/a	n/a	n/a	-18695	-8365	-4405	2760	990	685	-2505	130	-2055
165	S&P Day	436	S&P	6/03	-31375	-8050	2650	-22300	-15925	-13825	0	0	-3275	-6650	0	6850
166	BRIX	395	S Franc	5/02	7500	-6537	1162	12638	-1713	0	-1600	0	8263	0	-2913	-2613
	BRIX	395	Jap Yen	5/02	14775	-9438	-10852	-4900	8288	4700	0	0	-200	0	0	2888
	BRIX	395	Euro C	5/02	6524	-7212	2925	17688	-5863	-3088	-7663	-7700	5563	0	0	2513
	BRIX	395	Crude	5/02	1810	5110	29020	99550	3080	5850	-1160	1960	0	16340	-17450	-4020
	BRIX	395	Heat Oil	5/02	4142	-11830	16972	145274	7265	0	3301	0	-1940	3641	-710	-1848
	BRIX	395	T Note	5/02	-2930	-2420	5830	7850	-670	2380	-2810	-850	3290	0	0	-1650
167	BRIX	395	Bonds	5/02	-9150	11830	1010	5440	-13940	-3100	540	0	4810	0	-6500	-1740
	RC Intermediate	610	S&P	12/07	n/a	n/a	8550	10150	-3625	200	3300	-5425	8625	-4300	-4775	-400
	RC Intermediate	610	Mini S&P	12/07	n/a	n/a	688	-1750	-3063	-38	600	-1088	1313	-863	-988	-363
168	DCB Natural Gas	545	Nat Gas	12/05	0	6785	-3450	5995	-105	765	0	0	0	0	0	0
169	DCB Coffee	543	Coffee	12/05	0	-4106	-1481	2306	-2400	-3169	-2569	881	0	0	638	0
170	I-Master	366	S&P	11/01	-67625	-8000	62750	162000	-10500	15000	-24825	22775	-9875	3625	-30300	3525
	I-Master	366	Mini Russell	11/01	5750	-52650	69625	215610	-12850	2785	-1645	5420	-1695	5935	-5020	-4230
	I-Master	366	Nasdaq	11/01	-52550	-9125	-22850	36325	-19376	-1551	-14100	6075	6375	16450	-30350	3375
171	Pegasus	440	Cotton	9/03	-3990	1835	1370	10090	1265	125	0	-915	1125	-170	0	-1670
	Pegasus	440	Euro C	9/03	10375	-10175	3113	13574	0	0	0	0	0	0	0	0
	Pegasus	440	Crude	9/03	0	12740	0	0	0	0	0	0	0	0	0	0
	Pegasus	440	Heat Oil	9/03	0	14494	0	0	0	0	0	0	0	0	0	0
	Pegasus	440	Coffee	9/03	-900	3113	-4126	10444	-3787	0	-300	0	0	-1500	0	0
	Pegasus	440	Jap Yen	9/03	8575	-2450	-1113	16076	-3013	0	0	0	0	0	0	-3013
	Pegasus	440	T Note	9/03	-60	650	2890	2910	-1340	0	0	0	720	0	20	-2160
172	Pegasus	440	Corn	9/03	-2651	2599	-2262	7087	-5275	0	-2000	0	0	113	0	100
	Golden SX	253	Cotton	7/96	-2820	1035	-1575	6545	-1725	0	0	0	0	0	0	0
	Golden SX	253	Crude	7/96	1770	1030	7550	40150	-8750	-1630	0	0	-1580	10220	-5560	0
	Golden SX	253	Coffee	7/96	2043	-3976	2869	-1350	-2700	0	0	0	0	3881	-1575	-1575
	Golden SX	253	T Note	7/96	4560	2930	2430	3270	240	1600	-3250	0	560	0	-1150	0
173	Golden SX	253	Jap Yen	7/96	8450	-6401	-4800	7511	-6075	-1275	-1575	0	0	0	0	0
	Golden SX	253	Live Cattle	7/96	-884	-476	-4592	9116	-2188	0	652	0	76	-444	792	0
	Checkmate	342	\$ Index	4/01	3945	2545	2970	4800	-40	0	0	0	0	0	3555	0
	Checkmate	342	Euro C	4/01	2150	3888	6538	19813	-1150	0	-6013	0	0	0	0	0
	Checkmate	342	Nat Gas	4/01	-15440	-24650	-8725	-3395	-8170	0	0	0	0	0	0	0
	Checkmate	342	Nikkei	4/01	4275	2675	11375	-4225	-5625	0	0	0	0	0	-2075	0
	Checkmate	342	S Franc	4/01	-1788	-25	-1238	2700	-6150	0	0	0	0	-1513	0	0
	Checkmate	342	Crude	4/01	-3580	-8965	10720	15505	-5250	0	0	0	0	0	-1995	0
	Checkmate	342	Jap Yen	4/01	2838	-338	-3763	7613	-7838	0	0	0	0	-2938	-3325	0
	Checkmate	342	Bonds	4/01	-2931	7819	450	8588	-10256	0	0	-5388	0	-2356	0	0
174	Axiom Long Term	471	\$ Index	4/04	2945	-4555	-1035	7750	3952	0	175	-3075	0	0	0	0
	Axiom Long Term	471	Crude	4/04	4825	6740	-770	0	4310	0	0	0	0	0	0	1425
	Axiom Long Term	471	T Note	4/04	-688	1013	-2988	11019	-3200	0	0	175	0	0	-1572	-2028
	Axiom Long Term	471	Cotton	4/04	-3270	-2105	5550	6185	-8455	0	0	-3075	0	175	0	-2480
	Axiom Long Term	471	Corn	4/04	2375	-4575	-6200	22025	-5038	0	0	0	0	0	-6088	0
175	LPR Calibre	654	Mini S&P	1/09	n/a	n/a	n/a	n/a	-2713	-700	-675	-913	-163	175	313	113
176	Delta DT	625	Mini Midcap	1/08	n/a	n/a	n/a	450	-5765	-1100	395	-65	115	-1065	-125	-1220
177	AxSym	425	Mini S&P	3/03	1775	-8150	-9088	1738	-4313	-825	2950	750	1588	-4300	-1125	-175
178	Impetus SP	589	S&P	12/06	n/a	-2650	35825	76025	-9400	-7900	250	275	-2350	-6450	-875	-1500
175	CTP	617	Bonds	2/08	n/a	n/a	n/a	-1791	4377	0	725	-1057	331	0	1700	2019
	CTP	617	Bonds	2/08	n/a	n/a	n/a	1734	-100	0	-3669	847	1349	-955	-1193	-1675
	CTP	617	Bonds	2/08	n/a	n/a	n/a	719	-12453	0	-2915	-447	-2462	1378	-731	-2069
180	Dennis RSI	4	S&P	6/86	-11650	21150	42200	51000	-39575	-7675	-9875	-9500	3700	-950	-5525	2700
181	Universal 2.0	468	Silver	11/03	-2070	-2715	-10250	43355	9850	-1885	-3325	2325	-3490	-2245	-1245	3100
	Universal 2.0	468	Euro C	11/03	-4037	-10415	-4674	14776	-4389	-2875	-8113	-638	-888	-1175	-2563	300
	Universal 2.0	468	T Note	11/03	-1140	-1210	-4820	-7120	-3130	-580	-2970	-1050	2620	-50	-50	-470
	Universal 2.0	468	Soybeans	11/03	3500	-3200	8925	11030	-9000	-1175	-2255	2000	4510	2275	-5140	-2525
	Universal 2.0	468	Nat Gas	11/03	1770	18180	17650	66620	-5180	-2170	7470	-2450	-2010	-220	-2120	2040
	Universal 2.0	468	Crude	11/03	-2530	7990	26130	97510	-8080	-2670	-3080	-2960	-1860	6130	3090	2260
182	Black Crusader UD Mini	579	Mini Nasdaq	1/07	n/a	n/a	-1145	14115	-4630	110	-475	-375	-160	-655	-275	-770
	Black Crusader UD Mini	579	Mini S&P	1/07	n/a	n/a	-2300	19788	-7475	-325	-1488	288	-1663	-825	-550	-738
	Black Crusader UD Mini	579	Mini Russell	1/07	n/a	n/a	-6865	40980	-10035	400	-3360	-710	-1605	-225	375	15
183	STO-X	347	Euro C	1/01	-2102	-9189	-6764	14700	-963	5300	-12263	-6800	10425	0	0	2513
	STO-X	347	S Franc	1/01	-6888	-6975	-2827	4262	962	1338	0	-4163	7625	0	0	675
	STO-X	347	B Pound	1/01	-10832	-4696	-7914	8143	-651	2869	-2675	-2838	7475	0	0	1538
	STO-X	347	Bonds	1/01	-3870	5380	-3010	-860	-8800	230	0	-6610	7850	0	-2760	-3220
	STO-X	347	Jap Yen	1/01	14275	-9553	-5274	20963	-6413	4650	0	0	-1238	-7063	0	-4750
	STO-X	347	Cotton	1/01	-3435	-90	-1320	7690	-10065	-1995	0	2620	0	-1985	-2750	-4765
	STO-X	347	Coffee	1/01	2213	-5513	-6133	6824	-21845	-1781	-5306	-4406	0	2869	0	-4163
184	Scooter	105	Jap Yen	12/89	3374	-13327	536	30139	-2664	10300	-4188	-525	-8763	450	-4088	1775
	Scooter	105	Bonds	12/89	2940	4490	11580	7950	-3070	7390	-4000	-580	2940	1120	-360	-6030
	Scooter	105	Coffee	12/89	-17193	-15226	12057	2232	-9994	-19	-825	-19	-1669	9019	-750	2344
	Scooter	105	Crude	12/89	-28200	2990	14930	58780	-34780	-15150	-840	-12160	-2130	13890	3400	-6200

Sept. 2009	Oct 2009	Nov 2009	Dec 2009	Jan 2010	12 Mos		12 Mos		Max Con.	Min. Req'd	%Chng Min.Req	Comb- ined	Total Net	Total Max DD	%Chng Min.Req Cap.Since Release	%Chng Min.Req Cap.Since Release		
					Net P/L	Max DD	Total Trds	% Wins									Avg. Win	Avg. Loss
-1754	-2076	0	-1274	-236	-7440	10026	12	16.7	1815	-1108	6	3750	-198.4%	-29.6%	-11070	17216	-33.1%	24.3%
-2500	-8630	0	-5630	-8050	-26820	37350	10	20.0	7820	-5308	7	13500	-198.7%	-29.6%	87600	37350	72.8%	24.3%
85	-190	-2245	230	-165	-6685	7455	127	31.5	464	-290	11	22500	-29.7%	-29.7%	-27225	27290	-58.1%	-58.1%
-700	-700	-3975	0	-2825	-25100	25100	13	7.7	10550	-2972	7	84375	-29.7%	-29.7%	-75250	82700	-13.2%	-13.2%
0	0	6000	-2625	3850	8363	6013	8	50.0	4650	-2559	2	9300	89.9%	-29.8%	20063	17775	27.5%	65.4%
0	0	10338	-9438	-4238	4050	13675	8	50.0	5025	-4013	2	9000	45.0%	-29.8%	-15125	25750	-21.5%	65.4%
0	0	8225	-3713	10250	4388	18450	9	55.6	5363	-5618	2	10500	41.8%	-29.8%	45550	22225	55.4%	65.4%
0	610	0	950	-7790	-4710	27700	13	46.2	4725	-4731	3	13500	-34.9%	-29.8%	145340	27700	137.4%	65.4%
-11647	-643	9450	-6560	-5405	-12361	18304	14	35.7	4355	-3791	5	15000	-82.4%	-29.8%	162805	38716	138.6%	65.4%
-210	-160	-30	-3810	-2000	-5850	8230	11	27.3	2527	-1680	4	5400	-108.3%	-29.8%	18310	8230	43.3%	65.4%
0	-1280	-2070	-4600	-1460	-15400	17650	12	33.3	2125	-2985	3	9600	-160.4%	-29.8%	-6660	17650	-8.9%	65.4%
-1075	5175	-5725	-5725	-1775	-11900	19775	128	56	955	-1443	5	42188	-28.2%	-31.0%	13300	26500	14.6%	8.3%
-1038	1675	-988	-1088	-425	-3288	4625	127	58.3	171	-301	5	6750	-48.7%	-31.0%	-4550	6325	-31.1%	8.3%
-870	0	0	0	-4085	-4190	7650	4	50.0	1730	-3825	2	13500	-31.0%	-31.0%	5140	7650	9.0%	9.0%
394	1238	225	0	0	-2363	5831	12	75.0	442	-2114	1	7200	-32.8%	-32.8%	-5681	9150	-18.6%	-18.6%
6025	-11400	11050	-9475	7775	-16100	42350	85	52.9	3351	-4166	4	84375	-19.1%	-33.3%	219700	168375	31.2%	47.5%
-1785	-10160	1705	-6155	1785	-13060	27020	88	46.6	1131	-1265	8	45000	-29.0%	-33.3%	477369	87500	127.3%	47.5%
3625	-15725	-7200	2300	-700	-31426	48775	68	42.6	2766	-2858	6	52500	-59.9%	-33.3%	22974	127775	5.3%	47.5%
-1095	0	3865	0	-675	590	2935	10	50.0	1202	-1084	3	6000	9.8%	-34.2%	15675	8905	40.2%	17.6%
0	0	0	0	0	0	0	0	0.0	0	0	0	10500	0.0%	-34.2%	26950	16325	39.5%	17.6%
0	0	0	0	0	0	0	0	0.0	0	0	0	13500	0.0%	-34.2%	14870	3250	16.9%	17.6%
0	0	0	0	0	0	0	0	0.0	0	0	0	15000	0.0%	-34.2%	5489	11852	5.6%	17.6%
-2606	-619	0	-300	675	-4650	5325	6	16.7	675	-1066	5	7200	-64.6%	-34.2%	2981	7219	6.4%	17.6%
0	0	0	0	-3263	-6275	6275	2	0.0	0	-3138	2	9000	-69.7%	-34.2%	14113	10038	24.1%	17.6%
0	0	1650	-4510	-2050	-6330	7070	8	50.0	598	-2181	3	5400	-117.2%	-34.2%	880	7070	2.5%	17.6%
0	0	-1400	-2088	-2075	-7350	7350	9	22.2	388	-1160	4	3600	-204.2%	-34.2%	-600	11638	-2.6%	17.6%
0	0	0	0	0	0	0	0	0.0	0	0	0	6000	0.0%	-34.4%	11245	19580	13.6%	22.4%
0	-180	-480	0	-1610	-820	7830	7	14.3	10220	-1842	4	13500	-6.1%	-34.4%	61100	17030	32.9%	22.4%
-1575	-281	0	-1575	113	-2588	6581	7	28.6	1997	-1318	5	7200	-35.9%	-34.4%	16763	39788	16.9%	22.4%
0	0	3430	-3130	-1570	-3510	5110	7	42.9	1863	-2278	2	5400	-65.0%	-34.4%	46810	6190	63.0%	22.4%
-1575	0	663	-2313	0	-6075	6075	5	20.0	663	-1685	3	9000	-67.5%	-34.4%	14450	20763	11.7%	22.4%
-1784	-504	-1648	672	0	-2188	3936	10	40.0	548	-730	5	3000	-72.9%	-34.4%	-14712	23796	-35.7%	22.4%
0	0	0	0	0	3555	0	1	100.0	3555	0	0	3600	98.8%	-34.7%	22230	3595	69.3%	9.5%
10725	0	0	0	0	4713	6013	2	50.0	10725	-6013	1	10500	44.9%	-34.7%	45625	11875	48.7%	9.5%
-3025	0	0	0	0	-3025	3025	1	0.0	21795	-3025	1	13500	-22.4%	-34.7%	-46085	81195	-38.3%	9.5%
0	-1950	0	-1600	0	-5625	5625	3	0.0	3275	-1875	3	15000	-37.5%	-34.7%	11275	13125	8.4%	9.5%
0	-1988	0	0	0	-3500	3500	2	0.0	463	-1750	2	9300	-37.6%	-34.7%	-2750	8688	-3.3%	9.5%
0	-3255	0	0	0	-5250	5250	2	0.0	15505	-2625	2	13500	-38.9%	-34.7%	14055	20350	11.7%	9.5%
0	1025	0	-2600	0	-7838	7838	4	25.0	1025	-2954	2	9000	-87.1%	-34.7%	7638	7838	9.5%	9.5%
0	-2513	0	0	-1888	-12144	12144	4	0.0	14175	-3036	4	9600	-126.5%	-34.7%	19438	12144	22.7%	9.5%
0	0	9927	0	0	7027	3075	3	66.7	5051	-3083	1	3600	195.2%	-36.6%	5982	8840	28.1%	13.1%
-4000	9925	-3075	35	-3075	1235	6115	7	42.9	3795	-2542	2	13500	9.1%	-36.6%	12030	6115	15.1%	13.1%
0	175	0	50	-1903	-5103	5453	7	57.1	144	-1891	2	5400	-94.5%	-36.6%	-1428	9050	-4.5%	13.1%
-3075	0	0	0	0	-8455	8455	4	25.0	175	-2877	2	6000	-140.9%	-36.6%	3740	11180	10.5%	13.1%
0	1050	0	0	-1425	-6463	6463	4	25.0	1050	-2504	2	3600	-179.5%	-36.6%	4600	12025	21.6%	13.1%
-63	50	25	-450	-200	-2488	2513	64	64.1	95	-278	3	6750	-36.9%	-36.9%	-2913	3175	-39.8%	-39.8%
-595	-1135	0	-345	865	-4275	5335	67	35.8	320	-278	6	11250	-38.0%	-38.0%	-4450	10150	-19.0%	-19.0%
-1613	3375	-1063	-1750	-438	-2625	8175	389	46.3	252	-230	8	6750	-38.9%	-38.9%	-35075	41113	-74.2%	-74.2%
250	1800	-1125	-525	1350	-16800	21650	120	45.8	815	-947	5	42188	-39.8%	-39.8%	101150	21650	73.8%	73.8%
2550	-1944	2569	-863	-794	5236	2663	26	42.3	1303	-606	3	9600	54.5%	-40.1%	1792	4400	9.3%	-23.1%
-256	1256	868	1119	-3843	-6152	6152	36	36.1	838	-741	5	9600	-64.1%	-40.1%	-2209	6152	-11.5%	-23.1%
-1075	-713	-426	0	-1163	-10622	10977	21	23.8	862	-933	5	9600	-110.6%	-40.1%	-12898	15090	-67.2%	-23.1%
-3100	-3100	-3350	5800	-3300	-34175	39575	30	36.7	3070	-3580	5	84375	-40.5%	-40.5%	129513	45375	6.6%	6.6%
9565	4035	4975	1570	0	13390	14180	33	51.5	2414	-1727	4	12000	111.6%	-41.6%	42775	40145	56.3%	67.5%
2838	2125	175	3875	6488	-450	16650	44	54.5	1204	-1465	2	10500	-4.3%	-41.6%	-2375	31750	-3.6%	67.5%
-460	-540	1530	-330	-1410	-3760	5020	38	28.9	700	-424	7	5400	-69.6%	-41.6%	-14250	21250	-41.7%	67.5%
-1610	-1290	-760	-1490	-320	-7780	13135	38	36.8	857	-823	10	9000	-86.4%	-41.6%	14540	13190	25.5%	67.5%
-1080	720	-6140	-3790	-2070	-11820	17120	37	35.1	1499	-1303	5	13500	-87.6%	-41.6%	104360	40950	122.1%	67.5%
-1240	-9210	-1150	-3570	-1900	-16160	19480	40	42.5	1454	-1777	5	13500	-119.7%	-41.6%	127950	20540	149.6%	67.5%
10	-445	235	-300	-420	-3520	4200	44	36.4	277	-284	4	10500	-33.5%	-44.0%	7920	5320	23.8%	38.9%
88	-550	375	-925	950	-5363	6663	46	39.1	367	-427	5	13500	-39.7%	-44.0%	10963	8913	25.6%	38.9%
-470	-1450	270	-460	250	-6970	8075	50	46.0	478	-665	4	12000	-58.1%	-44.0%	24330	13095	65.8%	38.9%
0	0	8225	-2850	8138	12688	19063	9	55.6	6920	-5490	3	10500	120.8%	-44.4%	17825	36450	18.5%	-15.2%
0	0	6000	-3275	-663	7538	7125	10	50.0	3765	-2257	3	9300	81.1%	-44.4%	-11013	34238	-12.9%	-15.2%
-2163	-3250	-838	-769	919	269	7019	11	45.5	2560	-2092	4	6000	4.5%	-44.4%	-20013	39288	-36.4%	-15.2%
0	-1770	890	-3410	360	-8440	10270	13	38.5	2470	-2602	3	9600	-87.9%	-44.4%	-33760	35500	-38.4%	-15.2%
0	0	10338	-8350	-2700	-9113	15088	12	41.7	3665	-3924	3	9000	-101.3%	-44.4%	5800	23075	7.0%	-15.2%
-1280	-785	3840	0	-1225	-8325	11565	14	28.6	1684	-1507	7	6000	-138.8%	-44.4%	-810	17375	-1.5%	-15.2%
-4894	-1894	131	-1988	1219	-20213	22856	14	28.6	1927	-2794	5	7200	-280.7%	-44.4%	-38175	47569	-57.8%	-15.2%
0	3975	6138	-5288	3950	3738	17538	20	40.0	3424	-1971	7	9000	41.5%	-44.7%	90988	24013	49.3%	29.1%
-4940	-410	5230	-3430	5710	2640	15200	22	50.0	2817	-2577	3	9600	27.5%	-44.7%	56910	27420	28.9%	29.1%
-394	-4425	-8306	-1050	3094	-3000	14175	21	42.9</										

#1-2010 ISSUE

Rank by % Chng Col.17 (1)	System Name (2)	System # (3)	Day Trd. (4)	Commodity Tested (5)	Sys. Rel. Date (6)	Net \$Profit/Loss Per Year					Feb 2009	Mar 2009	April 2009	May 2009	June 2009	July 2009	Aug 2009
						(6)											
						2005	2006	2007	2008	2009							
	Scooter	105		Copper	12/89	-5063	-1412	34939	30150	-29402	-5725	0	7925	-8338	-288	-13150	-213
185	SledgeHammer	581		S&P	1/06	n/a	3450	40275	106750	-47175	-20125	-5075	-450	-6725	1325	-6450	6050
186	RC Advance ++	570	*	S&P	12/06	n/a	125	-10025	-12225	-25825	-2375	-6600	-1800	3825	-325	-8725	375
	RC Advance ++	570	*	Mini S&P	12/06	n/a	125	-4550	-7238	-7150	0	-1313	-738	38	-650	-1738	-488
187	EVE T Bond	288		Bonds	3/98	1050	-990	2570	4720	-6250	-7040	2280	0	0	0	0	0
188	T-Bonds Day_Trade	139	*	Bonds	1/84	-960	-2230	-3360	4330	2370	-110	2760	-1470	2450	-1170	-1040	-1030
189	RC Level	658	*	S&P	4/09	n/a	n/a	n/a	na/	-19850	n/a	n/a	-15775	-3100	-2250	-4600	-1700
	RC Level	658	*	Mini S&P	4/09	n/a	n/a	n/a	n/a	-4650	n/a	n/a	-3438	-725	-463	-913	-425
190	Arcs Plus	302	*	S&P	8/99	-2200	-19500	8200	68425	-36100	-2750	6325	-5100	2300	3200	-4875	-6225
191	Dual Cross System	125		Pork Bellies	5/91	-1024	4724	2008	6388	-3212	-772	212	-648	1452	-4512	-2156	-292
	Dual Cross System	125		Soybeans	5/91	-1740	-3340	655	-15900	-10145	4035	-1410	-4960	-1450	0	-1790	3975
	Dual Cross System	125		Bonds	5/91	2740	1100	1410	-8820	4640	-1000	-2820	-1810	-2070	2110	3720	-970
	Dual Cross System	125		Euro C	12/98	-2900	-774	3801	-4239	-5913	-2350	0	3075	-6338	-2075	2450	-513
192	Natural Gas Trader-LA	506		Nat Gas	8/05	17720	47960	7290	17670	4590	-7360	8460	-360	1230	7250	-1490	-1600
193	Lima SW	628		Mini Russell	1/08	n/a	n/a	n/a	-9335	-5840	155	755	-3325	-3220	-900	5815	-2775
194	Big Dipper	273		Bonds	6/98	270	980	-3950	6760	2290	0	0	-1350	0	0	0	0
195	Zeeport	367	*	S&P	12/01	-17375	15600	27175	67700	-1775	-2150	5625	-2150	6675	-1250	2750	-2825
	Zeeport	367	*	Nasdaq	12/01	-25880	-17225	275	-13850	-42950	200	-250	-1850	-575	-6075	-7475	-6600
196	Early Bird	327	*	S&P	1/01	1325	-2325	12425	111800	-16300	-5775	-3600	-4300	3875	-5450	-8925	-2025
197	Natural Gas Offense	526		Nat Gas	8/05	39340	46900	2720	55640	960	-5340	7430	300	-940	7250	-1400	-4290
198	Advent	365		Nat Gas	1/02	-5640	34210	-43300	112980	8690	15040	0	10300	-12930	0	-5080	6660
	Advent	365		Jap Yen	1/02	7249	-10626	-8526	-12825	7113	3313	0	0	-2850	-3938	0	250
	Advent	365		S Franc	1/02	-939	-7989	-4450	-4364	-6088	0	0	-3575	5813	0	-2663	-3938
	Advent	365		Cotton	1/02	-4935	-1345	3430	12245	-3335	1075	0	1270	0	-385	-2705	-2245
	Advent	365		O. Juice	1/02	-3009	6998	-3104	2483	-4418	-315	0	-2310	0	-1395	0	0
	Advent	365		Crude	1/02	-10360	-4240	30500	102010	-18030	5860	0	-3210	-7140	9260	0	-1720
	Advent	365		Coffee	1/02	13370	-13200	-11625	675	-12188	-3075	0	0	0	-3075	0	0
	Advent	365		T Note	1/02	-15390	-6660	3010	-1750	-7960	280	-3880	0	-100	0	0	-1650
199	Universal	133		Soybeans	10/91	-200	-2925	15415	14520	11105	2180	-3180	3140	420	5670	-2035	2250
	Universal	133		B Pound	10/91	7744	14644	8805	14695	1370	6838	269	-3331	6188	3969	-7925	2469
	Universal	133		Coffee	10/91	768	-18770	-15673	-9301	-2155	3188	-3581	150	1706	-2794	-6731	1200
	Universal	133		Euro \$	10/91	-2325	-1125	-75	-1750	-1950	-200	-275	0	1325	-525	0	-1500
	Universal	133		Bonds	10/91	-8850	-570	1720	-7290	-17280	-3520	-630	-5560	1750	1450	3720	1700
	Universal	133		Jap Yen	10/91	-13676	-10526	10563	2300	-30252	-11338	-4325	-3950	6350	1000	-2250	-913
200	GK Universal Trader I	550		Nat Gas	3/06	n/a	690	-3755	14850	24290	0	0	0	10985	0	0	0
	GK Universal Trader I	550		Copper	3/06	n/a	31650	-15313	-16513	28875	0	0	0	0	0	0	0
	GK Universal Trader I	550		Nasdaq	3/06	n/a	-4100	-3375	52450	-31200	-16725	0	0	0	0	0	0
	GK Universal Trader I	550		Feeder Cattle	3/06	n/a	-1210	-6360	7250	-1375	0	0	0	0	0	0	0
	GK Universal Trader I	550		T Note	3/06	n/a	-1604	-1663	4978	3821	0	0	-716	0	0	-3169	0
	GK Universal Trader I	550		Jap Yen	3/06	n/a	-1025	500	2963	3163	-8975	0	0	0	0	0	-5975
	GK Universal Trader I	550		Soybeans	3/06	n/a	375	1813	14150	-10188	0	0	0	0	0	0	-10188
	GK Universal Trader I	550		Coffee	3/06	n/a	56	-3131	26738	-11138	0	0	-1838	0	0	0	-3881
201	DCB Crude Oil	541		Crude	12/05	0	-2980	6605	15805	-8000	0	-1955	0	445	0	1905	-2900
202	MESA Bonds	321		Bonds	7/00	4653	-144	-906	34400	-1001	-3575	0	-3575	-3975	-7150	2425	3015
203	Natural Gas Trader- GA	505		Nat Gas	8/05	9510	58010	6180	32950	960	-5340	7440	290	-930	7250	-1410	-4280
204	Trender	17		S&P	1/87	10875	1500	-5450	-107150	-44400	9650	5650	-23775	-26750	-2000	6950	-20525
	Trender	17		S Franc	1/87	-14901	-21714	-5352	5824	-6887	3113	-4575	1163	7163	-7763	-4425	-8113
	Trender	17		Bonds	1/87	9530	-9590	2650	6600	-30510	-9550	-11200	-7560	5490	2420	-630	1870
205	Early Bird III	431	*	Mini S&P	3/03	688	625	613	23225	-2400	-3025	1488	-1563	525	-638	-513	-975
	Early Bird III	431	*	MiniRussel	3/03	1970	90	9225	25458	-7000	-110	-1925	1525	1780	-3635	-1830	-1170
206	Kilo SW	627		Mini Midcap	1/08	n/a	n/a	n/a	14245	-9090	-2290	-1775	-2705	-3440	-1055	6080	20
207	Trendchannel	292		Euro C	12/98	-5339	-11501	-4239	16537	-11037	2713	-12263	-7825	7038	0	0	2513
	Trendchannel	292		Jap Yen	6/98	8087	-13252	438	10075	-7163	5025	0	0	-2163	0	0	-6100
	Trendchannel	292		T Note	6/98	-3590	1730	4930	-2090	-2770	740	0	-3380	730	0	-1260	-2880
208	Feeder Trader	235		Feeder Cattle	12/95	-9815	4340	-1730	5765	-405	-2060	340	2120	1340	0	-705	350
209	XS Bonds	267		Bonds	11/97	-3360	5650	-4580	-17020	-17110	3540	-3770	-3580	3410	0	-1610	1680
210	USOne	308		T Note	3/02	-4506	-1003	-744	4475	2841	0	0	0	0	0	-2466	0
	USOne	308		Bonds	5/00	-3525	-550	-1806	6819	3791	0	0	0	0	0	0	0
211	Catscan III	421		Euro C	5/03	824	3374	10838	27014	9937	6375	-2750	-3075	10550	0	-5700	-1738
	Catscan III	421		Jap Yen	5/03	7563	4915	5901	12101	-2675	10338	-4600	325	-2350	2025	2138	3000
	Catscan III	421		Euro \$	5/03	-2375	-3000	-3150	-1900	600	-75	-475	-75	875	-1075	0	725
	Catscan III	421		F Note	5/03	425	-2360	1450	3535	-2050	-20	0	0	-255	0	-530	-690
	Catscan III	421		Nat Gas	5/03	-1190	-10650	-12720	92780	-17630	15050	-8200	5000	-6320	-7680	-7900	1400
	Catscan III	421		\$ Index	5/03	5650	-2060	3060	9370	-6790	-4700	-2060	-3560	6190	0	-830	-2030
	Catscan III	421		Crude	5/03	-2170	-2420	7870	112550	-43530	260	-8090	-5160	-1450	12070	-15820	-10580
212	Early Bird II	397	*	Mini Russell	8/02	-610	750	7360	23855	-8475	-350	-1980	450	1630	-3150	-1545	-985
213	Early Bird II	397	*	Mini S&P	8/02	450	-275	3738	15488	-3138	-2663	1150	-3013	175	-563	-600	-538
	1-2-3 System	106		Coffee	12/89	5288	4574	6656	-4050	4144	2569	38	-994	-1050	10200	-338	3113
	1-2-3 System	106		Euro \$	12/89	-250	-4225	-3550	-2825	2250	425	-50	75	925	-1200	0	950
	1-2-3 System	106		Sugar	12/89	-414	4333	-1780	6797	-9766	728	-2643	594	0	-56	0	0
226	1-2-3 System	106		Bonds	12/89	4430	5330	2360	-1070	-3180	320	-8590	1240	1960	-2040	820	-1270
	1-2-3 System	106															

Sept. 2009	Oct 2009	Nov 2009	Dec 2009	Jan 2010	12 Mos Net P/L (8)	12 Mos Max DD (9)	12 Mos Total Trds (10)	% Wins (11)	Avg. Win (12)	Avg. Loss (13)	Max Loss (14)	Min. Req'd Cap. \$ (15)	%Chng Min.Req Cap. (16)	Comb- ined %Chng. (17)	Total Net P/L (18)	Total Max DD (19)	%Chng Min.Req Cap.Since Release (20)	%Chng Min.Req Cap.Since Release (22)
-1738	-2625	-3175	-750	10713	-17363	32700	25	28.0	4709	-2796	4	13500	-128.6%	-44.7%	24325	40250	8.8%	29.1%
-12250	-1950	3350	-900	3075	-40125	53250	73	61.6	1348	-3594	4	84375	-47.6%	-47.6%	106375	61450	30.3%	30.3%
-5725	-3100	2825	-3400	7250	-17775	27825	106	54.7	906	-1464	5	42188	-42.1%	-47.7%	-40700	54300	-29.7%	-36.6%
-1300	-463	550	-825	1338	-5588	7263	109	27.5	323	-193	8	6750	-82.8%	-47.7%	-17475	19400	-79.7%	-36.6%
0	1640	0	-790	-680	-4590	7040	7	42.9	1307	-2130	2	9600	-47.8%	-47.8%	8850	19650	7.6%	7.6%
1390	-1260	160	-1670	-1340	-2330	6570	47	38.3	609	-458	7	4800	-48.5%	-48.5%	-30830	40840	-27.4%	-27.4%
2000	5425	150	0	225	-19625	27425	56	41.1	1223	-1448	7	42188	-46.5%	-49.7%	-19625	27425	-46.5%	-49.7%
413	1075	-175	0	-50	-4700	5963	60	36.7	256	-272	8	6750	-69.6%	-49.7%	-4700	5963	-69.6%	-49.7%
-5875	850	-4750	-9000	4175	-21725	38650	296	39.5	1309	-976	8	42188	-51.5%	-51.5%	56250	137800	12.5%	12.5%
404	0	2032	1968	2020	-292	6960	36	44.4	849	-693	7	3600	-8.1%	-53.0%	-58108	76204	-85.0%	-30.7%
-1445	2000	-1655	-1985	1190	-3495	11110	41	53.7	1048	-1400	5	9000	-38.8%	-53.0%	-58150	71110	-34.0%	-30.7%
160	0	-2530	500	790	-3920	8770	23	39.1	1328	-1132	5	9600	-40.8%	-53.0%	-31240	40070	-17.1%	-30.7%
1338	625	-1000	-3213	-1625	-9625	10350	25	48.0	1075	-1733	3	10500	-91.7%	-53.0%	-43500	46638	-36.6%	-30.7%
310	430	-5040	230	-9230	-7170	17970	91	48.4	1513.0	-1571.9	6	13500	-53.1%	-53.1%	86000	25750	139.0%	139.0%
-500	-3910	2980	635	-2110	-6400	9415	46	30.4	1452	-834	7	12000	-53.3%	-53.3%	-17285	19185	-69.1%	-69.1%
0	-2080	0	-2070	300	-5200	5500	6	16.7	300	-1101	5	9600	-54.2%	-54.2%	9560	11960	8.4%	8.4%
4200	2200	-2025	-8375	-3525	-850	17350	150	40.0	1387	-934	6	42188	-2.0%	-55.4%	113825	48900	32.7%	-3.8%
-8025	-2850	-3575	-3350	3350	-37075	43975	127	37.8	1008	-1082	8	26250	-141.2%	-55.4%	-135480	166930	-62.6%	-3.8%
825	4375	1375	-1300	-2625	-23550	29375	91	38.5	1289	-1228	6	42188	-55.8%	-55.8%	154475	29650	39.6%	39.6%
-1010	6390	-3750	-4050	-8190	-7600	18680	77	48.1	1472.0	-1554.4	5	13500	-56.3%	-56.3%	137370	24670	222.0%	222.0%
-6310	-1250	0	2260	800	9490	20280	13	53.8	5413	-4723	3	13500	70.3%	-58.8%	102690	79120	93.1%	10.4%
0	0	10338	0	-6413	700	6788	8	50.0	4038	-3863	1	9000	7.8%	-58.8%	-51313	58013	-69.8%	10.4%
0	0	6000	-4150	2325	-188	6600	8	37.5	4713	-2865	3	9300	-2.0%	-58.8%	-18213	35275	-24.0%	10.4%
-4255	0	3910	0	175	-3160	9590	13	38.5	2069	-1690	4	6000	-52.7%	-58.8%	-9670	23760	-19.7%	10.4%
0	0	0	-398	1065	-3353	4418	6	16.7	1065	-884	5	2700	-124.2%	-58.8%	7508	8040	34.0%	10.4%
-5310	-6650	0	-9120	-2070	-20100	25960	11	27.3	5413	-4546	3	13500	-148.9%	-58.8%	83570	48910	75.8%	10.4%
0	0	0	-3075	-2513	-11738	12300	5	20.0	563	-3075	4	7200	-163.0%	-58.8%	-40163	40725	-68.3%	10.4%
-960	0	2990	-4640	-2830	-10790	11340	9	22.2	1770	-2046	5	5400	-199.8%	-58.8%	-17940	31650	-40.7%	10.4%
270	3900	825	-1945	5255	16750	8995	76	40.8	1951	-972	6	9000	186.1%	-58.9%	71120	28780	42.5%	18.8%
-4750	731	-2806	131	-644	1138	14238	70	42.9	1435	-1050	6	6000	19.0%	-58.9%	41606	55713	37.3%	18.8%
450	4219	2194	-1125	1969	844	13538	76	43.4	1365	-1027	7	7200	11.7%	-58.9%	67613	66431	50.5%	18.8%
0	0	-500	0	-325	-2000	2850	9	33.3	483	-574	4	2250	-88.9%	-58.9%	-9525	19725	-22.8%	18.8%
-6850	-3250	-5700	1120	-2710	-18480	20080	88	40.9	1063	-1091	6	9600	-192.5%	-58.9%	-4140	60790	-2.3%	18.8%
863	-1738	-6088	-738	-500	-23625	24763	42	42.9	1619	-2201	6	9000	-262.5%	-58.9%	-15963	65950	-9.5%	18.8%
3325	0	0	-7485	0	6825	7485	3	66.7	7155	-7500	1	13500	50.6%	-59.0%	36075	17715	66.8%	24.7%
0	-6175	0	0	4013	-2163	6175	2	50.0	4013	-6176	1	13500	-16.0%	-59.0%	32713	38300	60.6%	24.7%
0	-6600	-7875	0	2000	-29200	31200	4	25.0	2000	-10400	3	52500	-55.6%	-59.0%	15775	31200	7.5%	24.7%
0	0	250	-1625	0	-1375	1625	2	50.0	250	-1625	1	2400	-57.3%	-59.0%	-1695	11795	-18.0%	24.7%
0	0	0	0	-2497	-6382	6382	3	0.0	7706	-2127	3	5400	-118.2%	-59.0%	3035	6382	14.1%	24.7%
0	0	0	3538	0	-11413	14950	3	33.3	3537	-7469	2	9000	-126.8%	-59.0%	5600	14950	15.6%	24.7%
0	0	0	0	-1363	-11550	11550	2	0.0	15000	-5775	2	9000	-128.3%	-59.0%	4788	17375	13.3%	24.7%
0	-5419	0	0	0	-11138	11138	3	0.0	24825	-3713	3	7200	-154.7%	-59.0%	12525	11138	44.4%	24.7%
25	0	-6790	1360	0	-8000	9880	10	60.0	643	-2965	2	13500	-59.3%	-59.3%	11430	10125	19.9%	19.9%
3128	137	2863	-2494	3488	-5714	18275	19	52.6	2084	-2947	3	9600	-59.5%	-59.5%	46483	23888	49.7%	49.7%
-1010	6380	-3750	-4050	-8670	-8080	19170	77	48.1	1475.0	-1569.2	5	13500	-59.9%	-59.9%	98940	25020	159.9%	159.9%
0	15000	4350	-1500	625	-32325	69200	20	40.0	7797	-7892	6	84375	-38.3%	-62.0%	-70075	201025	-3.5%	-10.1%
2300	0	-1975	-1713	4763	-10063	21688	21	38.1	2827	-2514	8	9300	-108.2%	-62.0%	-107350	119275	-49.3%	-10.1%
-5870	-1280	3170	-3980	5470	-21650	30560	30	33.3	2406	-2283	6	9600	-225.5%	-62.0%	-65640	72300	-29.2%	-10.1%
-25	363	0	700	-225	-3888	5313	118	50.0	229	-295	6	6750	-57.6%	-65.0%	20975	5313	44.4%	40.9%
35	-345	-730	-555	-850	-7810	9235	152	46.1	319	-368	11	11250	-69.4%	-65.0%	30578	9235	38.8%	40.9%
985	-2060	-5435	1750	-4835	-14760	15295	74	43.2	927	-1056	5	22500	-65.6%	-65.6%	320	18470	0.7%	0.7%
0	0	8225	-2850	5875	3425	20088	8	62.5	5273	-7647	2	10500	32.6%	-66.5%	42363	35875	35.6%	22.6%
0	625	5925	-10475	-3025	-10188	15213	9	44.4	2894	-4347	3	9000	-113.2%	-66.5%	14688	20100	13.8%	22.6%
0	-540	1620	-2800	-2020	-9790	10530	9	33.3	1030	-2145	3	5400	-181.3%	-66.5%	9410	17310	14.7%	22.6%
0	-3575	800	1110	-1385	-1665	3930	20	40.0	930	-759	3	2400	-69.4%	-69.4%	8010	16210	23.2%	23.2%
-1740	2770	-2470	-2600	-2460	-6830	10370	14	42.9	1952	-2321	3	9600	-71.1%	-71.1%	-26430	42690	-22.2%	-22.2%
0	738	0	-1,606	0	-3334	3334	3	33.3	738	-2035	1	5400	-61.7%	-74.7%	6631	10397	15.4%	12.5%
0	-2388	0	-5,481	0	-7869	7869	2	0.0	11659	-3934	2	9600	-82.0%	-74.7%	8359	15081	8.8%	12.5%
0	0	5225	-2588	10313	16613	8488	14	42.9	5586	-2119	4	10500	158.2%	-74.8%	73638	22950	102.6%	69.3%
-2588	-1000	400	-7150	650	1188	11925	22	45.5	2621	-2089	5	9000	13.2%	-74.8%	20075	14850	32.6%	69.3%
-450	-150	50	-300	-50	-1000	1250	19	36.8	314	-266	3	2250	-44.4%	-74.8%	-11425	12575	-74.3%	69.3%
-160	-940	940	-1135	370	-2420	2835	20	15.0	542	-238	10	3000	-80.7%	-74.8%	-125	7640	-0.6%	69.3%
-5260	1210	1550	-6480	1600	-16030	36310	25	32.0	4959	-3277	6	13500	-118.7%	-74.8%	82050	69070	88.9%	69.3%
0	2240	-3920	-560	3820	-5410	11440	21	28.6	2282	-1275	7	3600	-150.3%	-74.8%	21430	11770	87.1%	69.3%
0	-120	-470	-3240	-1720	-34320	35910	21	19.0	4020	-2961	7	13500	-254.2%	-74.8%	76280	46580	82.7%	69.3%
45	-5	70	-1150	-985	-7955	8560	129	43.4	353	-380	9	11250	-70.7%	-75.2%	26015	9535	30.5%	29.9%
150	713	38	238	-663	-5575	6363	98	42.9	237	-278	4	6750	-82.6%	-75.2%	14825	6363	29.0%	29.9%
-825	-300	-5569	19	-244	6619	9638	29	48.3	1871	-1306	5	7200	91.9%	-75.2%	100800	37181	68.3%	11.5%
-450	0	75	-125	125	750	1200	16	37.5	496	-223	4	2250	33.3%	-75.2%	-5775	15250	-12.5%	11.5%
1781	-4234	-3102	-1960	7997	-896	11962	35	22.9	2265	-706	12	5400	-16.6%	-75.2%	-9352	21235	-8.4%	11.5%
-7560	660	3820	-2580															



Rank by % Chng	System Col. 17	System Name (2)	System # (3)	Day Trd. (4)	Commodity Tested (4)	Sys. Rel. Date (5)	Net \$Profit/Loss Per Year											
							(6)					Feb	Mar	April	May	June	July	Aug
							2005	2006	2007	2008	2009	2009	2009	2009	2009	2009	2009	2009
215	Arcs		279		Aussie \$	3/98	-2280	-2720	9190	-4750	14400	0	-2670	0	9200	0	0	4850
	Arcs		279		Nat Gas	3/98	-4000	0	-9670	32010	0	0	0	0	0	0	0	0
	Arcs		279		Unleaded	3/98	0	0	11483	722	0	0	0	0	0	0	0	0
	Arcs		279		Cotton	3/98	110	2680	-8615	1145	-2995	-1920	-1575	3090	0	-1040	0	-530
	Arcs		279		Corn	3/98	-1364	1563	-7913	18863	-2038	-2150	-1538	0	0	-1575	0	700
	Arcs		279	*	S&P	3/98	6975	-63500	-46775	64700	-74850	-11700	11225	-3075	-3600	1775	-1575	-18375
	Arcs		279		Jap Yen	3/98	5462	-7051	-4749	16838	-18663	450	-4300	0	1325	-4188	-3625	-3763
216	Challenger		350		B Pound	3/01	-8894	8044	1482	11012	1294	6669	0	0	350	0	0	738
	Challenger		350		Jap Yen	3/01	8725	-9563	5687	-2500	-1013	-3813	-1038	0	-4463	0	-2500	463
	Challenger		350		Cotton	3/01	-12445	805	-4560	9005	-3890	-4625	-710	-1610	0	-1040	0	0
	Challenger		350		S Franc	3/01	6963	-15038	-3538	1887	-2213	-38	0	0	-8850	0	0	675
	Challenger		350		Euro C	3/01	9075	-15813	8587	8038	888	2713	0	0	-12563	0	0	2513
	Challenger		350		Bonds	3/01	780	9950	4340	-5790	-6750	1650	0	0	4210	0	0	-3360
217	Naka89		525	*	Mini S&P	12/05	750	-6613	5238	-4313	-5338	-838	-1425	250	113	-1000	-1450	-700
218	RC Edge		567	*	S&P	10/06	n/a	4925	12350	-19475	-21925	-5625	9600	-6325	-4200	-2875	-2050	-4650
	RC Edge		567	*	Mini S&P	10/06	n/a	963	-2313	-8213	-4575	-725	1588	-838	-850	-588	-250	-1300
219	25X25		275		Bonds	6/98	-1840	-3440	5690	14740	-12360	0	0	-2570	0	0	0	0
220	Belly Trader		234		Pork Bellies	12/95	-3132	-112	3988	-8808	2856	1780	0	1984	-820	-3788	2548	32
221	DCB-Bond		306		Bonds	1/00	3630	1940	3360	13990	-6380	-1930	-5430	0	4070	0	1240	-670
222	RC Pro		660	*	S&P	4/09	n/a	n/a	n/a	na/	-28175	n/a	n/a	-7750	3400	-4925	-4650	-6525
223	RC Pro		660	*	Mini S&P	4/09	n/a	n/a	n/a	n/a	-5025	n/a	n/a	-1638	1513	-1038	-975	-1400
224	Golden SX Const.		254		Crude	7/96	710	2290	20580	26880	-5470	5860	-5520	0	-1570	10210	-9570	3200
	Golden SX Const.		254		Cotton	7/96	-11135	-2920	-5390	2765	-2825	0	-1760	-35	0	-145	-3930	-1575
	Golden SX Const.		254		T Note	7/96	-1810	-1020	-830	6250	310	-1570	0	0	550	0	430	-1580
	Golden SX Const.		254		Jap Yen	7/96	3151	-3602	-1464	2549	-4750	3038	-4263	-1575	1325	-2975	-1575	0
	Golden SX Const.		254		Coffee	7/96	6245	-637	767	-2739	-10069	0	0	-1575	0	-1744	-1575	0
	Golden SX Const.		254		Live Cattle	7/96	756	3852	-4996	10664	-6152	0	0	0	0	-1576	-392	-1256
225	Top Ten System		228		Jap Yen	1/94	4838	-15588	2663	16163	6436	7588	-2188	-313	4425	-5550	2450	2875
	Top Ten System		228		Sugar	1/94	1311	4390	-2620	-2444	-2239	1310	-795	392	1266	-762	-974	4805
	Top Ten System		228		Cotton	1/94	-1310	80	-2320	-3450	-3625	-1585	-125	-885	1130	-2395	35	-2060
	Top Ten System		228		T Note	1/94	-400	-380	5310	-100	-8330	-520	-2300	-1400	2370	720	-1320	-700
	Top Ten System		228		B Pound	1/94	-7258	-6570	-14507	11751	-10643	-8069	-3931	1250	9550	1919	-2156	1306
	Top Ten System		228		S Franc	1/94	-12638	-6000	-2712	3938	-17725	-625	-3938	-7750	6800	-2400	75	-6688
	Top Ten System		228		Coffee	1/94	-2419	-1256	2269	-3656	-20346	-2138	-1369	-3113	-1181	-544	-225	-3769
226	Reverse Trend Entry		123		Live Cattle	8/89	-4312	312	-3172	-3032	-4172	1024	-1104	0	-560	0	-80	0
227	Zulu SW		630		Mini Russell	1/08	n/a	n/a	n/a	-12765	-12115	-3900	1885	-225	2890	-3950	-105	-3095
228	Hi-Lo Swing		346		Euro C	1/01	2962	-11387	-3114	18976	6000	0	0	0	4050	0	0	2513
	Hi-Lo Swing		346		Lumber	1/01	n/a	n/a	n/a	n/a	n/a	n/a	n/a	n/a	n/a	n/a	n/a	n/a
	Hi-Lo Swing		346		Bonds	1/01	-610	5580	-2670	-1270	1800	-660	0	0	3620	0	80	0
	Hi-Lo Swing		346		Jap Yen	1/01	8650	-7438	-12300	3138	2662	-3350	0	0	-3338	0	0	-988
	Hi-Lo Swing		346		Cotton	1/01	-5490	-400	-2000	15140	-6905	0	0	45	0	-2055	-3405	-4165
	Hi-Lo Swing		346		Corn	1/01	-2864	798	-5025	17837	-6539	0	0	0	0	-3088	0	925
	Hi-Lo Swing		346		Coffee	1/01	14382	262	-2925	-6093	-17945	0	0	-3338	0	-3450	0	-8794
229	DCB Lumber		544		Lumber	12/05	0	61	1092	-243	-2625	-745	0	382	0	-1032	-1496	154
230	Catscan II		226		Coffee	8/95	6300	-1930	-1407	-10050	10331	-2981	731	1031	-1050	9431	-19	-413
	Catscan II		226		T Note	8/95	-2230	-11460	9950	280	1990	1680	-1990	-490	2000	0	-120	-1170
	Catscan II		226		Euro C	12/98	2199	1349	-14015	20388	-14074	-2250	-4625	0	4388	0	-5275	1213
	Catscan II		226		S Franc	8/95	-8702	9613	-4801	1050	-16202	850	-4750	-2813	2750	-3213	-1350	-2888
	Catscan II		226		Jap Yen	8/95	5588	2950	1126	6800	-20901	-175	0	0	5800	-1763	-6638	-5725
	Catscan II		226		Bonds	8/95	-20630	8380	-1670	-27600	-13050	-2630	-3000	-2630	2620	0	-2160	-4120
	Catscan II		226		Crude	8/95	4930	-1870	-14240	111510	-22780	-8930	-2770	-4100	0	16340	-15300	-2470
231	CrudeSpyder		615		Crude	2/08	n/a	n/a	n/a	-3870	-4440	-1015	-5615	-3220	1970	-4815	5435	-2075
232	Bond & Yen Trdng. Sys.		225		Bonds	8/95	-8060	1260	2460	-15320	9860	8470	-3990	0	6170	3280	0	1620
	Bond & Yen Trdng. Sys.		225		Jap Yen	8/95	7800	-3626	7725	-7626	-10013	-1925	0	-975	2450	-1525	0	2025
233	Mesa T-Notes		435		T Note	1/03	-2350	-2575	5408	-11679	2446	-1434	1666	-2869	-2575	-738	394	2490
234	Dr. Jenkins System		62		Jap Yen	6/88	2876	-3939	-9376	9424	238	4538	-5938	438	-3300	2225	-1550	2938
	Dr. Jenkins System		62		Gold	6/88	1320	-1030	-250	19880	-170	0	-4990	-7080	6880	-2920	2090	-4320
	Dr. Jenkins System		62		B Pound	6/88	5756	-5633	-13846	13294	-26263	-6525	600	2013	5313	-13381	-3813	-1281
235	NCR		204		Bonds	12/93	-3300	-3780	-7360	-5850	-9810	520	-970	-2000	3820	-380	-200	-5110
236	DCS II		111		Sugar	1/90	1366	9599	-2263	-2161	6216	560	0	-1445	0	2542	0	0
	DCS II		111		S Franc	1/90	-4826	-6326	-3576	9276	-5000	-6338	-4138	0	4725	0	0	675
	DCS II		111		Pork Bellies	1/90	8152	-9856	-2000	-20524	-3344	1776	-2052	-4076	0	7568	-4064	0
	DCS II		111		Jap Yen	1/90	2325	-11852	-4450	14475	-12138	-7550	0	0	-2388	0	0	-4763
	DCS II		111		Coffee	1/90	6226	-13182	-2718	-1558	-21431	-3881	-1388	-2306	-2775	-2175	-694	-8025
237	Support/Resistance		140	*	S&P	1/84	5000	-25725	-16775	112700	-49950	5575	-9900	-950	-12800	-7775	-13375	-19900
238	Lil Gapper		247		Jap Yen	1/91	-9188	-9864	-10513	-6777	1562	3763	-1063	1938	-575	-2063	-3188	2388
	Lil Gapper		247		S Franc	1/91	-15589	-10052	-13478	-3514	-12413	-263	588	-2163	-3225	325	-950	538
	Lil Gapper		247		B Pound	1/91	-14714	-1731	-7994	-15002	-14925	-2819	-825	-881	-4050	-238	1025	-2250
239	Genesis B		332		Jap Yen	1/01	12463	-5350	713	2338	-10325	-3625	0	7050	0	0	-4988	-4788
240	Capcon1		296		S Franc	1/99	1863	-5913	-5									

Sept. 2009	Oct 2009	Nov 2009	Dec 2009	Jan 2010	12 Mos		12 Mos		Avg. Win (12)	Avg. Loss (13)	Max Con. Loss (14)	Min. Req'd Cap. \$ (15)	%Chng Min.Req Cap. (16)	Comb- ined %Chng. (17)	Total Net P/L (18)	Total Max DD (19)	%Chng Min.Req Cap.Since Release (20)	%Chng Min.Req Cap.Since Release (22)
					Net P/L (8)	Max DD (9)	Total Trds (10)	% Wins (11)										
0	0	7650	0	-2380	16650	2670	5	60.0	7233	-2525	1	7500	222.0%	-76.3%	6400	21590	7.1%	4.2%
0	0	0	0	0	0	0	0	0.0	0	0	0	13500	0.0%	-76.3%	107220	27600	65.7%	4.2%
0	0	0	0	0	0	0	0	0.0	0	0	0	15000	0.0%	-76.3%	34940	17556	19.3%	4.2%
-1215	-900	1940	0	-2900	-5050	5050	10	20.0	2515	-1260	4	6000	-84.2%	-76.3%	5635	17640	7.8%	4.2%
0	-538	3063	0	-2463	-4500	5263	9	33.3	1342	-1420	4	3600	-125.0%	-76.3%	-1800	16763	-4.1%	4.2%
-16075	7075	-10200	-15725	-2050	-62300	68500	413	38.5	1474	-1168	9	42188	-147.7%	-76.3%	-105725	269875	-20.7%	4.2%
0	2313	-2875	-4000	0	-18663	19113	9	33.3	1363	-3789	3	9000	-207.4%	-76.3%	2688	27475	2.5%	4.2%
0	-2800	-3663	0	2588	3881	6463	7	57.1	3955	-3972	2	6000	64.7%	-77.2%	14394	27569	26.4%	1.5%
0	0	10338	0	-6413	-7425	11813	7	28.6	5400	-3649	4	9000	-82.5%	-77.2%	-17338	25325	-21.4%	1.5%
1920	0	3910	0	-2900	-5055	9110	8	37.5	2665	-2610	3	6000	-84.3%	-77.2%	-16305	34460	-29.9%	1.5%
0	0	6000	0	-6550	-8763	9350	6	50.0	2379	-5300	2	9300	-94.2%	-77.2%	-9050	26575	-10.8%	1.5%
0	0	8225	0	-11663	-10775	15288	7	71.4	3465	-14033	1	10500	-102.6%	-77.2%	32500	32125	34.1%	1.5%
0	-2480	1140	-7910	-4010	-10760	16620	8	37.5	2560	-3688	2	9600	-112.1%	-77.2%	2440	18650	2.8%	1.5%
238	2013	-3088	-813	1388	-5313	8150	150	28.0	359	-189	11	6750	-78.7%	-78.7%	-8888	12188	-31.0%	-31.0%
-5300	375	-2525	-5075	-3675	-32325	36350	120	48.3	606	-1087	8	42188	-76.6%	-79.5%	-27800	52150	-19.3%	-25.6%
-1113	-188	-438	-1075	-788	-6563	7425	123	18.7	302	-135	13	6750	-97.2%	-79.5%	-14925	16788	-64.7%	-25.6%
0	-2580	0	-2570	0	-7720	7720	3	0.0	0	-2573	3	9600	-80.4%	-80.4%	8240	15120	7.3%	7.3%
0	-36	-1832	1204	-3988	-2916	9108	14	50.0	1648	-2065	2	3600	-81.0%	-81.0%	-9108	42760	-17.5%	-17.5%
90	-3380	-60	-310	-1440	-7820	8230	25	32.0	1224	-1036	6	9600	-81.5%	-81.5%	17460	9870	17.7%	17.7%
-1525	7675	-11025	-2850	-6850	-35025	36125	90	36.7	1370	-1409	8	42188	-83.0%	-84.8%	-35025	36175	-83.0%	-84.8%
-313	1588	-2163	-600	-1450	-6475	6713	91	37.4	278	-280	9	6750	-95.9%	-84.8%	-6475	6713	-95.9%	-84.8%
-4850	-190	-1460	-1580	-1610	-7080	16060	11	27.3	6423	-3297	5	13500	-52.4%	-84.9%	77040	24530	41.5%	17.3%
0	0	4620	0	-915	-3740	7445	8	12.5	4620	-1194	6	6000	-62.3%	-84.9%	-10705	42675	-13.0%	17.3%
0	0	3430	-3130	-1540	-3410	4700	8	50.0	1110	-1963	2	5400	-63.1%	-84.9%	19820	10680	26.7%	17.3%
0	0	8425	-7150	-3213	-7963	11000	11	36.4	3197	-2968	3	9000	-88.5%	-84.9%	25575	18800	20.7%	17.3%
-1575	-1575	0	-1575	113	-9506	9619	7	14.3	113	-1603	6	7200	-132.0%	-84.9%	113	44325	0.1%	17.3%
-108	-576	-1648	-184	0	-5740	5740	8	0.0	0	-718	8	3000	-191.3%	-84.9%	-7044	17528	-17.1%	17.3%
725	1700	7375	-9763	-225	9100	9988	40	32.5	2693	-960	10	9000	101.1%	-85.2%	55500	33288	37.8%	-7.6%
3058	-7101	258	-2386	5981	5051	9229	28	42.9	1534	-837	7	5400	93.5%	-85.2%	-9240	16867	-10.5%	-7.6%
-210	-400	3100	-155	1375	-2175	6620	26	34.6	1107	-714	5	6000	-36.3%	-85.2%	-5660	37075	-5.8%	-7.6%
-700	-470	2330	-2180	-840	-5010	5210	25	44.0	994	-1139	3	5400	-92.8%	-85.2%	-5700	17320	-6.5%	-7.6%
-4275	263	-1581	-988	681	-6031	12000	36	25.0	2016	-895	9	6000	-100.5%	-85.2%	-67900	76431	-69.3%	-7.6%
1813	1288	313	-2238	-4663	-18013	19525	22	40.9	1358	-2325	5	9300	-193.7%	-85.2%	-47263	65038	-31.1%	-7.6%
-4106	-2569	-38	-2869	-2156	-24075	26419	39	33.3	946	-1398	5	7200	-334.4%	-85.2%	20100	75244	17.1%	-7.6%
-28	-1916	132	0	-64	-2596	4868	17	35.3	750	-645	5	3000	-86.5%	-86.5%	-38412	42460	-61.5%	-61.5%
-2235	290	-1435	0	-615	-10495	11390	135	39.3	535	-474	11	12000	-87.5%	-87.5%	-25495	25495	-102.0%	-102.0%
0	0	8225	-8788	2925	8925	8788	5	80.0	4428	-8787	1	10500	85.0%	-87.5%	39850	20975	41.4%	-6.4%
n/a	n/a	n/a	n/a	0	0	0	0	0.0	0	0	0	3300	0.0%	-87.5%	0	0	0.0%	-6.4%
0	0	-1240	0	-7760	-5960	9000	6	50.0	1270	-3257	1	9600	-62.1%	-87.5%	-24620	25210	-28.0%	-6.4%
0	0	10338	0	-11325	-8663	11325	5	20.0	10338	-4750	3	9000	-96.3%	-87.5%	-24738	28238	-30.0%	-6.4%
0	0	2400	0	-2695	-9875	9920	6	33.3	1223	-3078	3	6000	-164.6%	-87.5%	7705	12275	13.9%	-6.4%
0	-2888	125	0	-2888	-7813	7813	5	40.0	525	-2954	1	3600	-217.0%	-87.5%	6338	9425	19.2%	-6.4%
0	0	131	0	-4219	-19669	19669	5	20.0	131	-4950	3	7200	-273.2%	-87.5%	-33300	41813	-50.0%	-6.4%
113	0	0	0	-348	-2973	3470	10	50.0	295	-890	2	3300	-90.1%	-90.1%	-2063	4663	-14.7%	-14.7%
3019	19	1388	-825	4181	14513	3188	24	54.2	1778	-784	3	7200	201.6%	-90.7%	66338	49650	62.5%	21.8%
0	0	3870	-3020	-1670	-910	4770	12	41.7	1634	-1299	3	5400	-16.9%	-90.7%	23770	15960	29.8%	21.8%
0	0	1400	-5725	8300	-2575	10875	15	40.0	4225	-3103	4	10500	-24.5%	-90.7%	54950	29900	46.2%	21.8%
-1363	3438	-1100	-525	5913	-5050	13625	21	33.3	2263	-1490	8	9300	-54.3%	-90.7%	3550	22613	2.6%	21.8%
-888	0	2888	-6450	-113	-13063	18688	16	31.3	3395	-2735	6	9000	-145.1%	-90.7%	6975	32163	5.3%	21.8%
0	-1040	-4120	0	-2980	-20060	20060	11	18.2	2180	-2714	6	9600	-209.0%	-90.7%	-36230	59680	-25.6%	21.8%
-890	-1100	-5740	-1230	-5140	-31330	32760	20	25.0	4116	-3461	5	13500	-232.1%	-90.7%	88180	32760	44.3%	21.8%
-1845	-1745	2380	105	-1920	-12360	15290	180	45.0	654	-660	6	13500	-91.6%	-91.6%	-10230	28495	-37.9%	-37.9%
0	-2730	-3500	-4920	-1080	3320	12230	11	45.5	3938	-2734	3	9600	34.6%	-93.8%	-31990	51080	-22.6%	-0.5%
0	-2450	-7613	0	-10750	-20763	20813	11	27.3	1754	-3255	3	9000	-230.7%	-93.8%	30750	29675	23.2%	-0.5%
2235	-779	-2744	-1275	441	-5188	8019	21	47.6	1240	-1598	4	5400	-96.1%	-96.1%	2726	18689	7.0%	7.0%
-2063	1650	6950	-4400	1663	3150	8838	28	50.0	2341	-2116	4	9000	35.0%	-98.0%	42413	32600	21.4%	8.3%
2510	-730	9040	-4260	-2420	-6200	12070	21	38.1	3404	-2572	5	9999	-62.0%	-98.0%	8790	24780	4.0%	8.3%
-1563	-2125	-2388	0	1713	-21438	24894	33	30.3	1484	-1577	11	6000	-357.3%	-98.0%	-5544	54219	-4.2%	8.3%
-1880	-70	-1030	-630	-1890	-9820	12420	105	49.5	275	-455	6	9600	-102.3%	-102.3%	-68080	71280	-43.2%	-43.2%
6552	-3371	0	0	5152	9990	3371	7	71.4	2990	-2475	1	5400	185.0%	-106.3%	14414	10394	13.1%	2.9%
1838	0	1388	-3150	1225	-3775	10475	8	62.5	1970	-4542	2	9300	-40.6%	-106.3%	14788	29113	7.8%	2.9%
-2084	0	0	0	-1276	-4208	7424	7	28.6	4672	-2713	3	3600	-116.9%	-106.3%	-51024	70500	-69.4%	2.9%
0	0	8638	-7163	-3038	-16263	16263	7	28.6	6413	-5823	2	9000	-180.7%	-106.3%	47075	48075	25.6%	2.9%
0	0	919	0	-2081	-22406	23438	10	20.0	975	-3045	7	7200	-311.2%	-106.3%	-5081	108094	-3.5%	2.9%
-10950	8800	-2550	-9150	7675	-47300	67225	243	33.7	2078	-1350	13	42188	-112.1%	-112.1%	49675	106975	5.0%	5.0%
-1438	-25	150	5763	-1963	3688	7075	114	30.7	847	-329	20	9000	41.0%	-114.4%	-147338	158675	-84.7%	-121.1%
-3950	-1525	-1763	200	-2888	-15075	16550	140	22.1	713	-341	12	9300	-162.1%	-114.4%	-212375	212375	-118.1%	-121.1%
-431	-1481	-125	-4525	181	-16419	17994	106	28.3	342	-351	11	6000	-273.7%	-114.4%	-209375	213625	-180.5%	-121.1%
0	2788	0	-6763	0	-10325	13750	8	25.0	4919	-3361	3	9000	-114.7%	-114.7%	-7875	22288	-9.5%	-9.5%
0	0	0	0	5550	1300	8088	4	50.0	4694	-4044	2	9300	14.0%	-116.3%	-27988	55388	-26.8%	-0.5%
0	0	-938	0	2588	-3944	13200	5	40.0	4628	-4400	3	6000	-65.7%</					

#1-2010 ISSUE

Rank by % Chng	System Name	System #	Day Trd.	Commodity Tested	Sys. Rel. Date	Net \$Profit/Loss Per Year					Feb 2009	Mar 2009	April 2009	May 2009	June 2009	July 2009	Aug 2009
						2005	2006	2007	2008	2009							
Col.17 (1)	(2)	(3)		(4)	(5)	(6)											
	Capcon1	296		Euro C	1/99	7600	-15226	-5812	34713	-29289	-163	0	0	-18088	0	0	-2663
	Capcon1	296		Copper	1/99	-12588	-5175	-12587	45338	-36813	3088	0	-12850	0	-5425	0	-13513
241	Sidewinder	298		Bonds	1/99	-10150	1330	-6680	-2490	-8750	-970	0	0	0	-2570	-2580	0
242	Weaver MT	319		Jap Yen	7/00	-3500	-8939	-939	14988	7213	6688	-4238	-2150	2388	-2400	-888	2675
	Weaver MT	319		Bonds	7/00	3330	11760	7840	3640	-9580	-920	-2130	-2150	1630	40	0	-3230
	Weaver MT	319		S Franc	7/00	2838	-6438	5663	812	-16339	-2275	-4613	-2138	3350	-2138	-4713	-300
	Weaver MT	319		B Pound	7/00	8794	-8562	-12094	12050	-16494	6669	-2638	-4394	-1075	-4781	-1706	-2594
243	Abalone	409		Euro C	9/02	-4938	-77	-7300	20537	-18749	1263	-12263	-5925	9763	0	-2850	3000
	Abalone	409		Cotton	9/02	-7630	2210	-4655	10730	-2975	-965	0	-915	0	315	-95	-1725
	Abalone	409		T Note	9/02	-1570	720	2870	-850	-1100	1790	-1820	-2920	2010	0	10	-2120
	Abalone	409		Jap Yen	9/02	3526	-2701	-2126	21265	-7738	5725	0	500	-1888	-1888	0	-9650
	Abalone	409		Crude	9/02	-4980	-2320	9730	94840	-2620	-320	-1900	-4010	0	12300	-7900	-3220
	Abalone	409		Coffee	9/02	9789	2175	-11795	-3825	-12225	-1838	-2231	0	0	281	-1950	375
	Abalone	409		Corn	9/02	-1502	-13	-2287	18824	-5776	-2200	-1600	-1650	-413	2225	0	413
	Abalone	409		Heat Oil	9/02	1370	-5371	22204	105021	-17256	0	-302	-5170	5918	0	-6111	0
244	Samurai_7	281		Bonds	5/98	340	8830	-3690	14570	6970	-1300	-2220	2720	60	710	2370	-300
	Samurai_7	281		S Franc	5/98	-488	-17113	6364	14775	-263	-2988	438	-1088	0	-2463	-2963	2013
	Samurai_7	281		Nat Gas	5/98	18620	14290	30590	61640	-17430	-100	2790	7270	-10710	-2820	-4440	0
	Samurai_7	281		Cotton	5/98	1010	-3105	-8560	8225	-5295	150	-2040	25	-2135	-1700	1030	140
	Samurai_7	281		Heat Oil	5/98	-5267	3549	33801	69498	-28367	-105	-9521	-2604	3595	-1474	5300	-29
245	US60Min	616		n/a	2/08	n/a	n/a	n/a	4105	-9797	2425	-1206	-682	2218	-3640	-356	200
246	CrudeExtreme	534	*	Mini Crude	1/06	n/a	645	5218	9000	-4263	-1163	425	-3588	670	510	-438	-118
247	EuroDynamics LT	445		Euro C	9/03	988	2263	9250	17588	-13313	0	-5288	0	0	-200	0	-3050
248	Echo DT	626	*	Mini Russell	1/08	n/a	n/a	n/a	-2360	-6670	340	485	-2835	235	-1455	-370	-2235
	Dynamic MovAvgCross	303		S Franc	8/99	-6188	1512	-4738	-10126	-10638	2413	-2763	-2013	-350	0	-3113	713
	Dynamic MovAvgCross	303		Jap Yen	8/99	-225	-10713	-11351	9250	338	7638	0	0	6375	-4163	0	-6725
	Dynamic MovAvgCross	303		T Note	8/99	-8400	1040	-1480	-1800	230	4000	4840	-2040	2990	0	-550	-6860
	Dynamic MovAvgCross	303		Cotton	8/99	1980	1265	-1525	11160	-4655	-2350	-595	120	0	-1085	-2035	0
	Dynamic MovAvgCross	303		Nat Gas	8/99	-32540	-41760	-10560	53920	-18770	15050	0	10290	0	-11250	-5970	7660
	Dynamic MovAvgCross	303		Bonds	8/99	-4430	7420	-6650	-19880	-8060	6090	-6230	-4120	6330	0	-3230	-8470
	Dynamic MovAvgCross	303		Crude	8/99	830	-10040	6860	90770	-28900	5860	-7970	-4590	630	9480	-4150	-8300
250	Ultimate Trading Dev. I	323		Euro C	8/00	-5001	9901	14750	25788	-18150	-16300	0	-4763	288	0	0	2513
	Ultimate Trading Dev. I	323		Jap Yen	8/00	2174	-12063	-2463	7239	-14951	1188	0	0	-3500	0	0	-3038
251	Strategic	335		S Franc	10/99	-6688	8488	-9489	-75	-6050	-538	-2488	-7150	4338	-2463	0	0
252	Impetus	415	*	Mini Russell	1/03	-625	3225	5635	17280	-9065	-1790	620	-1725	-665	-2895	-990	-500
253	Beta DT	620	*	Mini Russell	1/08	n/a	n/a	n/a	-2645	-8890	-275	915	-2375	30	-1920	-150	-2505
254	AutoScalper2	650	*	Mini S&P	10/08	n/a	n/a	n/a	-1338	-8000	-1100	-650	-300	-900	613	-725	-563
255	Black or White	124		Euro \$	5/90	450	-550	-2775	-825	1025	25	-750	0	1175	0	0	450
	Black or White	124		Euro C	12/98	-3062	-1549	4362	1074	-7713	7175	-1600	-1075	-1150	0	-2875	-1075
	Black or White	124		Live Cattle	5/90	1892	-3748	-1032	4908	440	0	0	0	240	-576	848	0
	Black or White	124		B Pound	5/90	-7332	7019	-9406	-11231	-7238	0	-2738	0	5688	0	-2575	-1300
216	Black or White	124		Cotton	12/92	-11250	-315	-11575	17875	-15350	-1250	0	-2970	0	-2425	0	-3165
	Black or White	124		Heat Oil	5/90	22580	4763	15250	82488	-56912	0	-6334	-3692	-11256	0	-23411	0
256	GK-Interest Trader	348		Bonds	2/01	-30	1170	-3250	-13810	-14570	-3090	0	-1000	3290	0	0	-3360
	GK-Interest Trader	348		T Note	2/01	-6910	3200	-100	-540	-5940	740	0	0	30	0	0	-1660
257	Mike Culler System	104		Jap Yen	7/89	-16552	3001	163	1163	-1950	-850	-4538	1675	-1188	-3500	0	38
	Mike Culler System	104		S Franc	7/89	-3065	-5588	3525	-10788	-28439	-3075	-2025	-7250	-1750	-3313	-3638	-4550
258	CatScan	212		\$ Index	10/94	-1450	-3060	3520	-4340	-6820	3100	-4140	0	4740	0	0	1600
	CatScan	212		Cotton	10/94	-5555	-11565	2445	-2115	-3400	1250	-1255	2160	550	-1530	-4500	-370
	CatScan	212		S Franc	10/94	3401	-5902	-7437	6263	-14576	-1863	-4500	-4900	4300	-3025	-5700	1950
	CatScan	212		Bonds	10/94	2490	-300	-1420	-12920	-10450	8580	-5710	-4130	3850	0	-2160	-7360
	CatScan	212		T Note	10/94	-600	-2130	1970	-5210	-5600	2050	-1430	-590	1880	0	-3450	-4340
	CatScan	212		Jap Yen	10/94	1187	-12290	6100	11838	-20952	-6325	-4163	-2075	6138	-513	-2550	-6488
259	EuroMax	569		Euro C	10/06	n/a	-13	775	12700	-17963	-2275	0	0	0	0	-2625	-5150
260	BondPat	121	*	Bonds	3/91	-13080	-5620	-7310	-15460	-10720	3420	600	-2560	1320	1550	700	260
261	Crude Day Trader	606	*	Mini Crude	8/07	n/a	n/a	-2528	163	-1513	-3138	-63	325	158	-860	425	-1978
	Crude Day Trader	606	*	Crude	8/07	n/a	n/a	-8590	-12195	-3850	-7505	-2015	-450	160	90	65	-4295
262	Samurai_35	283		Bonds	5/98	8630	-90	1940	-5110	-10460	-2150	-280	-3530	1190	2860	-4430	4120
263	Moving Avg. Reversal	322		Gold	6/00	-3670	10990	-9930	-23990	30520	0	-570	0	5300	0	-2670	0
	Moving Avg. Reversal	322		Euro C	6/00	2649	-15450	7899	17288	-15225	1963	-12263	0	5750	0	0	2513
	Moving Avg. Reversal	322		Jap Yen	6/00	12825	-7188	3100	3424	-14764	-3813	-1938	0	-5363	0	-3463	-500
	Moving Avg. Reversal	322		Bonds	6/00	-5220	4590	-3260	-11880	-26940	4270	-8800	-7770	5250	0	-9890	-2710
	Moving Avg. Reversal	322		Crude	6/00	-6580	-1380	16660	112040	-43630	5850	0	-3200	-13560	2860	-18140	-1140
	Moving Avg. Reversal	322		Cotton	6/00	-11220	-5020	-7770	16520	-20805	2815	0	-4965	-1730	-4510	-4065	-4640
	Moving Avg. Reversal	322		Coffee	6/00	12432	-12262	919	9938	-31425	2175	0	-994	-8231	-2381	0	-6881
264	Natural Gas Trader -MA	504		Nat Gas	8/05	31080	45810	8760	45060	-29410	-8080	-1350	-460	-1530	3110	-2150	-5860
265	GK Energy Trader II	487		Crude	11/04	13525	10140	15335	-6940	31260	-11765	-4335	0	2500	0	11475	5195
	GK Energy Trader II	487		Unleaded	11/04	27212	-19227	42585	72808	-33551	0	2132	-4477	-13439	0	9707	-5468
	GK Energy Trader II	487		Heat Oil	11/04	3923	11283	10061	-32848	-15555	0	-11599	0	-7517	0	8703	-4640
	GK Energy Trader II	487		Nat Gas	11/04	74335	-36585	-3030	60680	-63745	0	-15390	-7745	-6075	0	-11435	-9910

HYPOTHETICAL PERFORMANCE RESULTS HAVE MANY INHERENT LIMIT

#1-2010 ISSUE

©2010 MASTER PERFORMANCE TABLE

Combined

Sept. 2009	Oct 2009	Nov 2009	Dec 2009	Jan 2010	12 Mos Net P/L (8)	12 Mos Max DD (9)	12 Mos Total Trds (10)	% Wins (11)	Avg. Win (12)	Avg. Loss (13)	Max Con. Loss (14)	Min. Req'd Cap. \$ (15)	%Chng Min.Req Cap. (16)	Comb- ined %Chng. (17)	Total Net P/L (18)	Total Max DD (19)	%Chng Min.Req Cap.Since Release (20)	%Chng Min.Req Cap.Since Release (22)
0	0	-8375	0	13888	-15400	29288	5	20.0	13888	-7322	4	10500	-146.7%	-116.3%	-3938	62688	-3.3%	-0.5%
0	0	-8113	0	3013	-33800	39900	6	33.3	3050	-9968	4	13500	-250.4%	-116.3%	-31000	50538	-20.4%	-0.5%
0	-2570	0	0	-2580	-11270	12880	7	28.6	805	-2577	5	9600	-117.4%	-117.4%	-3330	37070	-3.1%	-3.1%
0	4088	4375	-8613	538	2463	8613	23	39.1	2818	-1633	6	9000	27.4%	-118.4%	-2088	38675	-2.4%	4.1%
0	-2150	500	-5190	3530	-10070	15840	21	28.6	1913	-1438	8	9600	-104.9%	-118.4%	48390	15840	52.1%	4.1%
2688	-2150	-2300	-1750	-1163	-17500	18725	33	24.2	1353	-1132	8	9300	-188.2%	-118.4%	-13000	23775	-14.5%	4.1%
-3056	-738	569	-2750	1475	-15019	23606	28	21.4	1705	-1147	18	6000	-250.3%	-118.4%	-19931	31431	-34.4%	4.1%
0	0	7088	-4525	5850	1400	18188	10	50.0	5558	-5278	2	10500	13.3%	-121.0%	13888	39550	17.6%	34.3%
-3500	0	3910	0	-585	-3560	6885	12	41.7	1330	-1460	4	6000	-59.3%	-121.0%	-4855	17715	-10.8%	34.3%
0	0	2340	-3710	-990	-5410	7630	12	58.3	993	-2469	2	5400	-100.2%	-121.0%	-2240	10450	-5.5%	34.3%
0	1513	4750	-6800	-1338	-9075	15300	15	46.7	2004	-2891	4	9000	-100.8%	-121.0%	-8025	23625	-11.9%	34.3%
-2340	4660	1250	-4140	-8160	-13780	20840	15	40.0	3738	-4023	4	13500	-102.1%	-121.0%	105060	24100	103.8%	34.3%
-5681	-75	-1706	94	450	-12281	15000	13	46.2	659	-2322	3	7200	-170.6%	-121.0%	-21675	33769	-40.1%	34.3%
-2413	0	1950	-2088	-1400	-7175	7763	18	27.8	1355	-1074	5	3600	-199.3%	-121.0%	8600	10475	31.9%	34.3%
-12209	-2138	-445	-6455	-8177	-35091	37372	11	18.2	3877	-4762	7	15000	-233.9%	-121.0%	89674	41647	79.7%	34.3%
290	3390	-2990	1350	-2650	1430	5350	41	39.0	1328	-792	5	9600	14.9%	-121.2%	47880	18750	41.9%	52.6%
-1200	1763	1175	-1250	-138	-6700	9363	33	39.4	818	-867	7	9300	-72.0%	-121.2%	-35575	61313	-32.1%	52.6%
-7110	1860	730	-6410	370	-18570	28900	41	29.3	1970	-1457	8	13500	-137.6%	-121.2%	207380	37030	128.9%	52.6%
-3205	-495	0	110	-865	-8985	9755	33	27.3	578	-592	8	6000	-149.8%	-121.2%	13365	19325	18.7%	52.6%
-7871	-3171	-8207	-1235	-6590	-31912	33428	36	27.8	2204	-2076	9	15000	-212.7%	-121.2%	101665	36922	56.9%	52.6%
-1369	-1081	-1926	-2286	-4241	-11944	15274	117	28.2	682	-410	11	9600	-124.4%	-124.4%	-9933	15278	-51.7%	-51.7%
28	2328	-1808	-298	-770	-4220	5670	137	40.1	367	-297	6	3375	-125.0%	-125.0%	9830	6483	69.9%	69.9%
963	-1525	0	-4213	0	-13313	13313	6	16.7	963	-2857	3	10500	-126.8%	-126.8%	21350	13313	31.3%	31.3%
-840	750	-670	-95	-1140	-7830	8655	74	41.9	309	-405	7	6000	-130.5%	-130.5%	-10170	10275	-81.4%	-81.4%
0	0	6000	-4200	2275	-1038	9463	11	45.5	3148	-2801	3	9300	-11.2%	-136.1%	-21713	37975	-21.9%	-2.8%
75	0	6763	-9625	-3288	-2950	16963	14	50.0	3245	-3666	4	9000	-32.8%	-136.1%	-23238	55300	-24.2%	-2.8%
0	0	2170	-4320	-2530	-2300	12090	18	44.4	2078	-1889	5	5400	-42.6%	-136.1%	-6970	16910	-12.1%	-2.8%
-2620	0	3910	0	-745	-5400	8565	13	23.1	2572	-1313	6	6000	-90.0%	-136.1%	-16095	27030	-25.1%	-2.8%
0	-11740	-6600	-16210	-3810	-22580	47920	16	18.8	11000	-4285	7	13500	-167.3%	-136.1%	16050	116390	11.1%	-2.8%
0	-640	-4260	-2900	-3920	-21350	27440	13	30.8	3810	-4069	3	9600	-222.4%	-136.1%	-37250	39780	-36.4%	-2.8%
-100	-13490	0	-6270	-5710	-34610	40470	20	30.0	3833	-4115	7	13500	-256.4%	-136.1%	69250	40470	48.1%	-2.8%
0	0	8225	-8113	5850	-12300	21063	7	57.1	4219	-9711	2	10500	-117.1%	-139.7%	47538	35938	46.8%	17.4%
-3188	0	625	-7038	0	-14950	16138	7	28.6	1544	-3610	3	9000	-166.1%	-139.7%	-14738	25988	-16.9%	17.4%
0	1988	-575	-2800	-3575	-13263	13263	10	20.0	3163	-2449	4	9300	-142.6%	-142.6%	-21075	34163	-21.6%	-21.6%
-20	570	-750	-280	-150	-8575	9140	131	39.7	244	-269	9	6000	-142.9%	-142.9%	22310	9860	51.9%	51.9%
-965	850	-1350	-580	-1065	-9390	10515	132	32.6	360	-280	9	6000	-156.5%	-156.5%	-12600	12955	-100.8%	-100.8%
-1338	-3750	825	-263	-2450	-10600	11300	112	55.4	350	-647	6	6750	-157.0%	-157.0%	-11788	13088	-131.0%	-131.0%
0	0	350	0	-75	1175	750	6	66.7	500	-413	1	2250	52.2%	-159.8%	8325	6025	18.4%	9.2%
0	-2150	-1075	0	9263	5438	11000	12	16.7	8219	-1104	10	10500	51.8%	-159.8%	28925	12825	24.3%	9.2%
1104	0	-1100	0	0	516	1100	6	50.0	731	-559	2	3000	17.2%	-159.8%	-6036	18244	-10.0%	9.2%
0	-2575	-1163	0	1444	-3219	7613	8	37.5	2802	-2325	2	6000	-53.7%	-159.8%	-31513	54544	-26.2%	9.2%
-5540	0	0	0	-295	-15645	17090	10	30.0	1077	-2697	5	6000	-260.8%	-159.8%	40760	30110	39.0%	9.2%
-5473	0	428	0	-6825	-56561	56561	12	8.3	428	-5179	9	15000	-377.1%	-159.8%	27712	63735	9.2%	9.2%
0	-7320	1450	-4540	-640	-15210	15210	10	20.0	3015	-2655	4	9600	-158.4%	-159.9%	-45150	47990	-51.3%	-43.3%
0	-2180	1750	-4620	-2830	-8770	9540	8	37.5	1073	-2398	2	5400	-162.4%	-159.9%	-14320	26530	-28.9%	-43.3%
-1275	2413	7250	-5088	-1275	-6338	9638	24	37.5	1750	-1473	4	9000	-70.4%	-163.8%	21138	41325	11.2%	-6.0%
-1500	0	-2163	3375	2250	-23638	29263	34	20.6	1211	-1190	8	9300	-254.2%	-163.8%	-44075	78225	-22.7%	-6.0%
-2770	0	-4610	-660	3700	960	8040	17	35.3	2373	-1207	6	3600	26.7%	-165.4%	25140	12340	44.8%	0.8%
-2125	0	2660	0	-715	-3875	8525	18	44.4	1009	-1193	5	6000	-64.6%	-165.4%	-36370	59175	-38.9%	0.8%
2075	1050	488	-3313	-200	-13638	15688	30	30.0	1826	-1432	8	9300	-146.6%	-165.4%	7888	29750	5.4%	0.8%
0	-1610	-1560	-5920	-1410	-17430	26670	18	27.8	2962	-2482	9	9600	-181.6%	-165.4%	10760	32960	7.2%	0.8%
0	0	1200	-3770	-1670	-10120	12570	17	41.2	1029	-1733	5	5400	-187.4%	-165.4%	-8610	17720	-10.2%	0.8%
0	3400	-3438	-6063	-4763	-26838	26838	27	22.2	2517	-1996	6	9000	-298.2%	-165.4%	6488	45400	4.6%	0.8%
-2338	-1575	-1300	-2700	0	-17963	17963	12	8.3	613	-1688	7	10500	-171.1%	-171.1%	-4500	17963	-12.5%	-12.5%
-2540	-2230	-3290	-3790	-1760	-8320	15400	161	41.6	599	-515	6	4800	-173.3%	-173.3%	-111100	118280	-120.8%	-120.8%
1580	-350	503	-1065	-1338	-5800	5890	183	29.0	447	-227	12	3375	-171.9%	-178.5%	-5215	9808	-61.8%	-130.8%
4655	1055	-465	-295	-3270	-12270	14735	180	28.3	933	-463	11	6750	-181.8%	-178.5%	-27905	32960	-165.4%	-130.8%
-10410	-1160	-5760	2740	-1910	-18720	21860	74	36.5	1391	-1198	10	9600	-195.0%	-195.0%	40980	27170	35.8%	35.8%
5200	0	17130	0	-10050	14340	10050	6	50.0	9210	-4430	1	9999	143.4%	-199.5%	-19860	40330	-20.2%	-10.7%
0	0	8225	-8113	5850	3925	12263	7	71.4	4860	-10172	1	10500	37.4%	-199.5%	21125	39025	20.5%	-10.7%
0	0	10338	-10025	-3688	-18450	18450	8	12.5	10338	-4113	5	9000	-205.0%	-199.5%	-38325	38325	-43.3%	-10.7%
0	0	-4320	-4230	-330	-28530	32800	13	30.8	3190	-4591	3	9600	-297.2%	-199.5%	-43560	53000	-46.1%	-10.7%
-2960	-2280	0	-11060	-630	-44260	53450	15	33.3	3122	-5982	5	13500	-327.9%	-199.5%	63070	53450	47.5%	-10.7%
-2660	-3520	2470	0	-2825	-23630	26445	16	12.5	2643	-2065	12	6000	-393.8%	-199.5%	-16535	32345	-28.0%	-10.7%
-5794	-3413	-5906	0	-3244	-34669	37294	16	31.3	1294	-3744	5	7200	-481.5%	-199.5%	-35025	48525	-49.5%	-10.7%
2300	-4500	-7650	-5010	-5240	-36420	39890	84	40.5	1379.0	-1667.3	7	13500	-269.8%	-269.8%	96060	50650	155.2%	155.2%
1225	-9035	0	-3595	-5495	-13530	18125	10	40.0	6393	-6517	3	13500	-100.2%	-284.9%	55140	34725	76.6%	37.4%
-5724	-11885	0	-4397	-8458	-42010	50708	12	25.0	6250	-6751	5	15000	-280.1%	-284.9%	79046	50708	98.8%	37.4%
-6539	-8084	0	-2003	-14518	-46198	46198	11	9.1	8703	-5491	6	15000	-308.0%	-284.9%	-36935	79588	-46.2%	37.4%</



# Attention TradeStation® Users

## Streamline Your Portfolio/Systems Selection



Futures Truth has partnered with a well-known systems developer to develop software that picks the optimal portfolio.

You can merge the best combination of equity curves to deliver the lowest draw-down and shortest flat period.

This software takes over where TradeStation™ leaves off. How many times have you asked yourself which combination of markets would produce the most efficient equity curve?

**INTRODUCING**

**PortfolioSelector™**

only \$299

Contact us for further information for your TradeStation™ Add on.

**828.697.0273**

by George Pruitt

## Three Systems From George's Archives: Contributions Published in *Futures* and *SFO Magazine*



In this installment of George's Corner I had planned on going back in time and reevaluating a few of the systems I had created for *Futures Truth* magazine and other publications to see if the research had stood the test of time. There was a plethora of systems that ran from short-term swing trading to long-term trend following to day trading. There was simply too many to evaluate in a single installment, so I picked three that looked promising. Not only will I evaluate the systems and show performance but I will also provide code where possible.

### **Dynamic Break Out System (circa 1996)**

Probably the most famous system that I put together came about in 1996. *Futures Magazine* contacted me and wanted a series of articles outlining the process of developing, testing and implementing a mechanical trading system. If memory serves me correctly I think the series ran over three issues of the magazine. In the mid 90's trend following was still going strong and I wanted to present this type of system because I felt that was where the value was. However, I wanted to present more than just a simple Donchian system because that had been done way too many times. Don't get me wrong, because at that time a simple 40 day break out would deliver a beautiful equity curve going all the way back to 1980. However, presenting this type of system would generate at most a 100-word article and *Futures* wanted quite a bit more than that. Around this same time period I had started experimenting with adaptive techniques and figured the marriage between an adaptive engine and accepted classic approach would produce good fodder. And so was born the Dynamic Break Out system - an adaptive based Donchian channel. Through my own analysis and that of Peter Aan I discovered that some markets performed better with longer look back periods than others. It didn't seem that one look back parameter worked best for all markets, so I experimented with volatility engine that would change the look back lengths based on perceived market volatility. If volatility increased then the look back period increased and inversely when volatility dropped so did the look back. I felt it should be more difficult for the system to initiate trades during higher levels of volatility. I wanted to prevent the system from getting whipsawed. The original DBS, if memory serves me correct, also utilized a protective stop. The stop was either the highest high or lowest low of  $N / 2$  days back. There were other versions that did not use a protective stop and was in the market 100% of the time and a version that incorporated a fixed \$ stop. The version that I will show is the original version with the  $N / 2$  look back protective stop.

### ***Dynamic Break Out System Psuedo Code:***

#### *Initial Values:*

Ceiling = 60 {max value  $N -$  look back can assume}  
Floor = 20 { min value  $N -$  look back can assume}  
 $N = 20$

#### *Calculations:*

TodayVolatility = stdDev(c,30)  
YesVolatility = stdDev(c[1],30)

$$N = N * (1 + ((TodayVolatility - YesVolatility)/TodayVolatility))$$

$$N = \text{Max}(N,20)$$

$$N = \text{MIN}(N,60)$$

**Orders:**

Buy tomorrow at Highest(H,N)

Sell tomorrow at Lowest(L,N)

If Position = Long then ExitLong tomorrow at Lowest(L,N / 2)

If Position = Short then ExitShort tomorrow at Highest(H,N / 2)

**EasyLanguage Code:**

inputs:ceil(60),flr(20);

vars: todayVolatility(0),yesVolatility(0),N(20),M(10);

if currentBar = 1 then N = 20;

todayVolatility = Stddev(close,30);

yesVolatility = Stddev(close[1],30);

N = N \* (1 + (todayVolatility-yesVolatility)/todayVolatility);

N = MaxList(N,flr);

N = MinList(N,ceil);

M = N/2;

Buy("DynamicBuy") tomorrow at highest(high,N) stop;

Sell Short("DynamicSell") tomorrow at lowest(low, N) stop;

if marketPosition = 1 then Sell("LongLiq") next bar at lowest(low,M) stop;

if marketPosition = -1 then BuyToCover("ShortLiq") next bar at

highest(high,M) stop;

**Results from 1986:**

	Total PL	Avg PL/Yr	Max DrawDn	Trds /Yr	Avg /Trade	%Wins	% INV	Sharpe W:L Ratio	%Gain 20%DD	
US Bonds	29170\$	1207	30040	7	164	36.0	81	1.2 .04	.8	US
10 yr.Notes	62830\$	2600	12150	7	388	44.4	81	1.6 .12	4.3	TY
British Pnd.	45656\$	1889	38850	7	272	34.5	76	1.3 .06	1.0	BP
Japanese Yen	117125\$	4847	40713	7	719	39.9	79	1.6 .12	2.4	JY
Swiss Franc	72225\$	2989	18800	7	446	45.1	82	1.4 .09	3.2	SF
Euro Curr	64988\$	6189	20088	7	903	40.3	82	1.6 .14	6.2	EC
Soybeans	46255\$	1914	33050	7	256	34.3	80	1.4 .07	1.2	SD
Cotton	1350\$	56	34655	8	7	29.0	83	1.0 0.00	0.0	CT
Live Cattle	11356\$	468	19440	7	66	32.2	81	1.1 .03	.5	LC
Sugar	-37490\$	-1551	47958	7	-208	28.9	78	.6 -.12	-.6	SU
Heating Oil	-8610\$	-356	107507	7	-49	32.0	82	1.0 -.01	-.1	HO

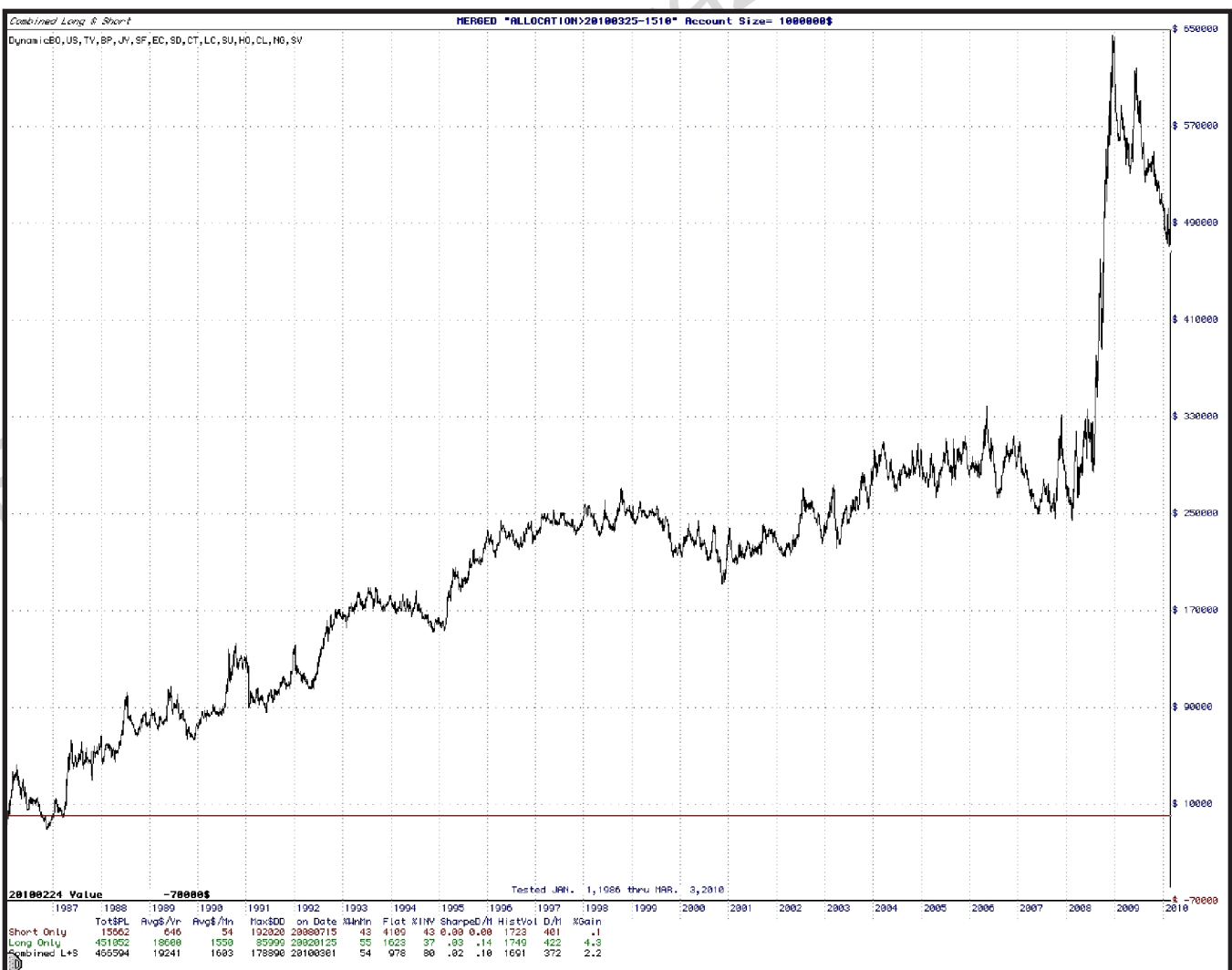
# THREE SYSTEMS FROM GEORGE'S ARCHIVES

(continued)

Crude Oil	93170\$	3855	46590	7	555	40.5	80	1.5	.08	1.7 CL
Nat Mini Gas	13745\$	696	26345	7	102	39.3	82	1.2	.03	.5 NG
Silver	-45175\$	-1869	87105	7	-250	29.8	77	.7	-.05	-.4 SV

	Net	Max		# of	%	Avg.Mrgn	%Gain	%Gain
SharpeRatio .10	\$PL	DrawDn	Date	RndTrns	INV	Reqd	w/Time	/20%DD
Last 6 Months	-66165	83211	on 20100301	83	76	29137	-41.9	-31.8
Last 12 Months	-80608	152381	on 20100301	169	78	28803	-13.6	-10.6
Average / Year	19241	48950	Avg. Hi 24	157	80	27899	9.8	7.9
Since 01/2005	168860	178890	on 20100301	881	80	30095	23.7	18.9
Since 01/2003	225295	178890	on 20100301	1203	80	30219	31.4	25.2
Full Run TOTAL	466594	178890	on 20100301	3802	80	27899	2.7	2.2

## Equity Curve from 1986:



## Recap:

The results look favorable or should I say comparable to any trend following system. 2008 was a banner year and it looks like the system is trying to give back a good portion of that once in a lifetime market move.



### Active Trader Magazine Day Trade System (circa 2004)

In 2004 I was called upon to write an article about developing an S&P day trading system. I wanted to provide the steps from the start to end. These steps would include developing a trading technique, programming, testing, and debugging it. The technique was quite simple and one of my favorites – open range break out. I discussed the merits and weakness of this approach. The merits included getting in on nice trend days and make some relatively large profits. The weakness was of course buying/selling into false breakouts. Two techniques were introduced to overcome this weakness – a trade dampening filter and a false break out entry method.

The filter cut down on trading and only allowed trades to occur after the market compressed. Thinking the market would “spring” after compressing, this filter targeted those specific days that indicated the market would exhibit a trend type day. Range compression is observed when today's range is the smallest for the past three days.

False breakouts are very common and this system tries to take advantage of this fact by reversing its position if the market reversed very quickly. Many times a news event will occur and cause a complete market reversal that will carry throughout the rest of the trading day.

The system waits 45 minutes after the market opens to allow any initial reports to be digested by the market. This system is considered an open range break out (ORBO). Buys occur when the market moves up and away from the open. Sells are just the opposite. False breakout trades are only allowed until 1:00 pm eastern and pure breakouts are allowed up to 3:30 eastern. A pure \$1000 money management stop is used to either determine the false breakout if we are still able to take that type of trade or as a pure stop to get out of a trade. Only two trades are allowed on a daily basis. Also another filter is introduced that allows the system to buy/sell closer to the open on certain days. This filter is called the BuyEasier / SellEasier pattern.

#### **Active Trader Magazine Day Trade System Psuedo Code:**

##### *Initial Values:*

SmallThrust = 20%  
 LargeThrust = 40%  
 WaitPeriodTime = 10:15am eastern  
 StopTradingTime = 3:30pm eastern  
 StopFakeOutTime = 1:00pm eastern  
 BuyEasierDay = false  
 SellEasierDay = false  
 CanTrade = false  
 ProtectiveStop = \$1000

##### *Calculations:*

If Range = Min(Range,Range[1],Range[2],Range[3]) CanTrade = True  
 BuyEasierDay = false  
 SellEasierDay = false

If Close > Close[1] and Open > Close then BuyEasierDay = true  
 If Close < Close[1] and Open < Close then SellEasierDay = true

BuyStop = Open tomorrow + LargeThrust\*ATR(10)  
 SellStop = Open tomorrow – LargeThrust\*ATR(10)

If BuyEasierDay then BuyStop = Open tomorrow + SmallThrust\*ATR(10)  
 If SellEasierDay then SellStop = Open tomorrow – SmallThrust\*ATR(10)

**Orders:**

If time >= WaitPeriodTime and time < StopTradingTime then  
 If BuysToday = 0 then Buy next bar at BuyStop stop  
 If SellsToday = 0 then Sell next bar at SellStop stop  
 end  
 If MarketPosition = 1 then  
 If time < StopFakeOutTime then  
 If SellsToay = 0 Sell next bar at EntryPrice – ProtectiveStop  
 Else  
 Exitlong next bar at EntryPrice – ProtectiveStop  
 End  
 End

If MarketPosition = -1 then  
 If time < StopFakeOutTime then  
 If BuysToday = 0 Buy next bar at EntryPrice + ProtectiveStop  
 Else  
 Exitshort next bar at EntryPrice + ProtectiveStop  
 End  
 End

If EndOfDay = 1 then ExitAll on Close

**EasyLanguage Code:**

```
{*****
**** S&P system for Active Trader Magazine ****
**** developed and programmed by George Pruitt ****
**** data1 is 5 min bar and data2 is daily bar ****
**** TradeStation 6.0 and Greater ****
*****}
```

Inputs:waitPeriodMins(45),initTradesEndTime(1530),liqRevEndTime(1300),  
 thrustPrct1(0.20),thrustPrct2(0.40),mmStop(1000);

Variables:averageRange(0),averageOCRange(0),canTrade(0),buyEasierDay(FALSE),  
 sellEasierDay(FALSE),buyBOPoint(0),sellBOPoint(0),myBarCount(0),  
 longLiqPoint(0),shortLiqPoint(0),buysToday(0),sellsToday(0);

```
{*****
**** Let's start out with the daily bar calculations. ****
**** If Date <> Date[1] -- first bar of day -- save time ****
```

```

**** by doing these calculations once per day ****
*****}
if(Date <> Date[1]) then
begin
  canTrade = 0;
  if(Range of Data2 = MinList(Range of data2,Range[1] of data2,
  Range[2] of Data2,Range[3] of data2)) then canTrade = 1;
  buyEasierDay = FALSE;
  sellEasierDay = FALSE;

  if(Close of Data2 > Close[1] of Data2 and
    Open > Close of Data2) then buyEasierDay = TRUE;
  if(Close of Data2 < Close[1] of Data2 and
    Open < Close of Data2) then sellEasierDay =TRUE;

  buyBOPoint = Open + thrustPrcnt2*AvgTrueRange(10)of data2;
  sellBOPoint = Open - thrustPrcnt2*AvgTrueRange(10)of data2;
  if(buyEasierDay) then buyBOPoint = Open + thrustPrcnt1*AvgTrueRange(10)
of data2;
  if(sellEasierDay) then sellBOPoint= Open - thrustPrcnt1*AvgTrueRange(10)
of data2;
  myBarCount = 0;
  buysToday = 0;sellsToday = 0;
end;

{Now lets trade and manage on 5-min bars}
myBarCount = myBarCount + 1;
if(myBarCount >= waitPeriodMins/BarInterval and canTrade = 1) then {have we
waited long enough}
begin
  if(MarketPosition = 1) then buysToday = 1;

  if(MarketPosition =-1) then sellsToday= 1;

  if(buysToday = 0 and Time < initTradesEndTime) then
    Buy("LBreakOut") next bar at buyBOPoint stop;
  if(sellsToday= 0 and Time < initTradesEndTime) then
    SellShort("SBreakout") next bar at sellBOPoint stop;

{The next module keeps track of positions and places protective/reversal
stops}
  if(MarketPosition = 1) then
  begin
    longLiqPoint = EntryPrice-mmStop/(pointValue*priceScale);
    if(Time < liqRevEndTime and sellsToday = 0) then
    begin
      SellShort("LongLiqRev") next bar at longLiqPoint stop;
    end
  else begin
    Sell("LongLiq") next bar at longLiqPoint stop;
  end;
end;

```

```

end;
if(MarketPosition ==-1) then
begin
    shortLiqPoint = EntryPrice+mmStop/(pointValue*priceScale);
    if(Time < liqRevEndTime and buysToday = 0 ) then
    begin
        Buy("ShortLiqRev") next bar at shortLiqPoint stop;
    end
    else begin
        BuyToCover("ShortLiq") next bar at shortLiqPoint stop;
    end;
end;
end;
SetExitOnClose;

```

**Results from 2000**

All Trades

Total Net Profit	\$70,875.00
Gross Profit	\$523,900.00
Gross Loss	(\$453,025.00)
Profit Factor	1.16

Select Total Net Profit	\$32,450.00
Select Gross Profit	\$485,475.00
Select Gross Loss	(\$453,025.00)
Select Profit Factor	1.07

Adjusted Total Net Profit	\$17,574.70
Adjusted Gross Profit	\$491,837.84
Adjusted Gross Loss	(\$474,263.14)
Adjusted Profit Factor	1.04

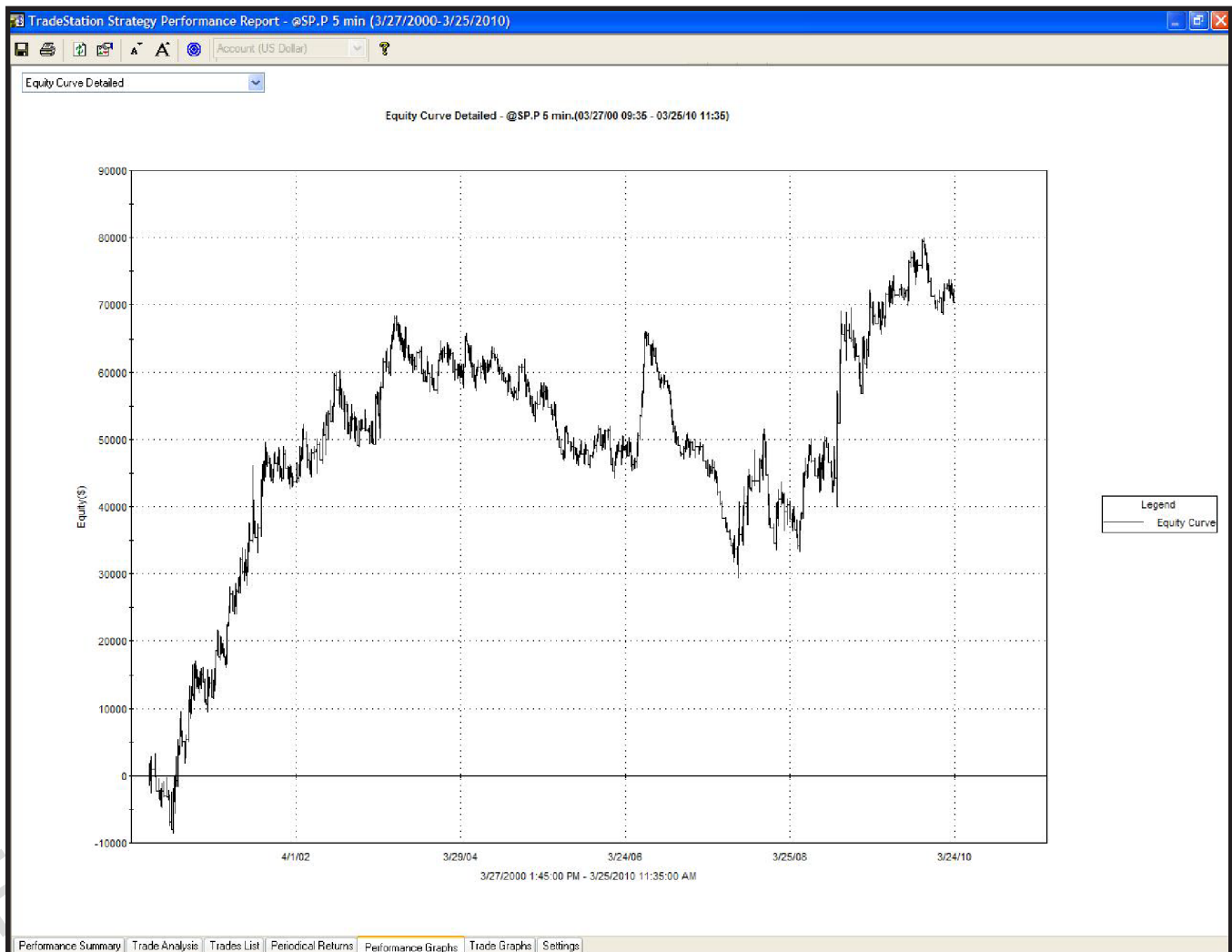
Total Number of Trades	722
Percent Profitable	36.98%
Winning Trades	267
Losing Trades	455
Even Trades	0

Avg. Trade Net Profit	\$98.16
Avg. Winning Trade	\$1,962.17
Avg. Losing Trade	(\$995.66)
Ratio Avg. Win:Avg. Loss	1.97
Largest Winning Trade	\$13,675.00
Largest Losing Trade	(\$1,650.00)
Largest Winner as % of Gross Profit	2.61%
Largest Loser as % of Gross Loss	0.36%

WWW.TRADING-SOFTWARE-COLLECTION.COM



### Equity Curve from 2000



#### Recap:

This system has done well over the past two or three years. From July 2007 to the present it has made almost \$40,000 on a full size S&P contract. But, and there is always a but, the system did suffer a \$38K draw down about three years after the article was written. I think the system has definite merit but I think it needs something else. It could be a good foundation for further research.

### SFO Magazine Day Trader (circa 2009)

I wanted to include this system due to its unique trade management. Its similar to the first system I described in that it too is an open range break out and uses range compression/expansion to initiate trades. The big difference between the two is this system puts two contracts on and then peels one off after a certain profit level. When I originally wrote the SFO article I wanted to see if this scaling out method would enhance performance and it did. I will skip the part about the strengths and weaknesses of the ORBO approach and jump into the process of scaling out of one of the two contracts and then incorporating a break-even stop. This new system also incorporated the really handy HighD() and LowD() functions that are now built into EasyLanguage.

Through the years I have programmed techniques that tested the idea of putting two or more contracts on and then after a certain amount of profit had been obtained taking profits on half of the contracts and pulling the stop on the other half to break even. In effect creating a “free” trade on the remaining contracts. This technique only worked on systems that demonstrated a certain level of robustness. So to really show the benefit of this enhancement I had to marry it to a robust trading system. ORBO has always shown potential in daytrading and short term swing trading. This system has only been “out” for roughly six months so the walk forward analysis isn't sufficient to determine its validity. However, I wanted to show the code so that others could use the profit taking technique in their own systems.

**SFO 2009 Day Trade System Psuedo Code:***Initial Values:*

ThrustAmt = 20%  
StopTradingTime = 3:30pm eastern  
CanBuy = false  
CanSell = false  
ProtectiveStop = \$2500  
ProfitAmt = \$1750  
SmallRange = false  
NumOfCars = 2

*Calculations:*

AtrAmt = ATR(10)  
  
If TrueRange < AtrAmt then CanTrade = True  
  
SmallRange = TrueRange < AtrAmt  
  
CanBuy = false  
CanSell = false  
  
If Close >= Close[1] and SmallRange then CanBuy = true  
If Close < Close[1] and SmallRange then CanSell = true  
  
BuyStop = Open tomorrow + ThrustAmt\*ATR(10)  
SellStop = Open tomorrow – ThrustAmt\*ATR(10)  
  
If BuyEasierDay then BuyStop = Open tomorrow + SmallThrust\*ATR(10)  
If SellEasierDay then SellStop = Open tomorrow – SmallThrust\*ATR(10)

*Orders:*

If time < StopTradingTime then  
If BuysToday = 0 and CanBuy then  
Buy NumOfCars contracts next bar at BuyStop stop  
If SellsToday = 0 and CanSell then  
Sell NumOfCars contracts next bar at SellStop stop  
End  
  
If MarketPosition = 1 and CurrentContracts = 2 then  
ExitLong NumOfCars/2 contracts next bar at ProfitAmt limit

If MarketPosition = -1 and CurrentContracts = 2 then  
 Exitshort NumOfCars/2 contracts next bar at ProfitAmt limit

If CurrentContracts = 1 then ExitLong next bar at EntryPrice  
 If CurrentContracts = -1 then ExitShort next bar at EntryPrice

If MarketPosition = 1 then ExitLong next bar at EntryPrice – ProtectiveStop  
 If MarketPosition = -1 then ExitShort next bar at EntryPrice +ProtectiveStop

If EndOfDay = 1 then ExitAll on Close

### EasyLanguage Source Code:

```
inputs: atrLen(10),stopAmtPoints(10.00),offsetAmt(.2),profitObj1(7.00),endTradeTime(1530);
vars: atrAmt(0),smallRange(false),canBuy(true),canSell(true),stb(0),sts(0),tkpS(0),tkpL(0),yesTrueRange(0);
vars: buysToday(0),sellsToday(0),j(0),longLossPt(0),shortLossPt(0);
```

```
{Plot on 5 minute day session - programmed by George Pruitt}
{I used the OpenD(),HighD(),LowD(),CloseD() functions to get the prior day's highs and lows and closes }
```

```
value1 = 0;
for j = 1 to atrLen
begin
  value1 = value1 + maxList(closeD(j+1),highD(j)) - minList(closeD(j+1),lowD(j));
end;
```

```
atrAmt = value1/atrlen;
yesTrueRange = maxList(closeD(2),highD(1)) - minList(closeD(2),lowD(1));
smallRange = yesTrueRange < atrAmt;
```

```
if(date<>date[1]) then // first bar of the day
begin
  canBuy = false;
  canSell = false;
  buysToday = 0;
  sellsToday = 0;
end;
```

```
if marketPosition = 1 then buysToday = 1; // if we already bot then no more buys
if marketPosition = -1 then sellsToday = 1;
```

```
stb = openD(0) + offsetAmt * atrAmt;
sts = openD(0) - offsetAmt * atrAmt;
```

```

if(closeD(1)>=closeD(2) and smallRange) then canBuy = true;
if(closeD(1)<closeD(2) and smallRange) then canSell = true;

if(canBuy and buysToday = 0 and time < endTradeTime) then buy("SF0Buy") 2
contracts next bar stb stop;
if(canSell and sellsToday = 0 and time < endTradeTime ) then
sellShort("SF0Sell") 2 contracts next bar sts stop;

if currentContracts = 2 and marketPosition = 1 then sell("LongProf1") 1 con-
tract next bar at entryPrice + profitObj1 limit;
if currentContracts = 2 and marketPosition =-1 then buyToCover("ShrtProf1")
1 contract next bar at entryPrice - profitObj1 limit;

if currentContracts = 1 then sell("L-BreakEven") next bar at entryPrice
stop;
if currentContracts = 1 then buyToCover("S-BreakEven") next bar at en-
tryPrice stop;

if marketPosition = 1 then sell("MM-L-Out") next bar at entryPrice - stopAm-
tPoints stop;
if marketPosition =-1 then buyToCover("MM-S-Out") next bar at entryPrice +
stopAmtPoints stop;

setExitOnClose;
    
```

**Results from 2000**

Total Net Profit	\$327,700.00
Gross Profit	\$1,618,600.00
Gross Loss	(\$1,290,900.00)
Profit Factor	1.25
Roll Over Credit	\$0.00
Open Position P/L	(\$2,900.00)
Select Total Net Profit	\$190,950.00
Select Gross Profit	\$1,481,850.00
Select Gross Loss	(\$1,290,900.00)
Select Profit Factor	1.15
Adjusted Total Net Profit	\$215,238.92
Adjusted Gross Profit	\$1,562,586.04
Adjusted Gross Loss	(\$1,347,347.12)
Adjusted Profit Factor	1.16
Total Number of Trades	1358
Percent Profitable	61.49%
Winning Trades	835
Losing Trades	523
Even Trades	0

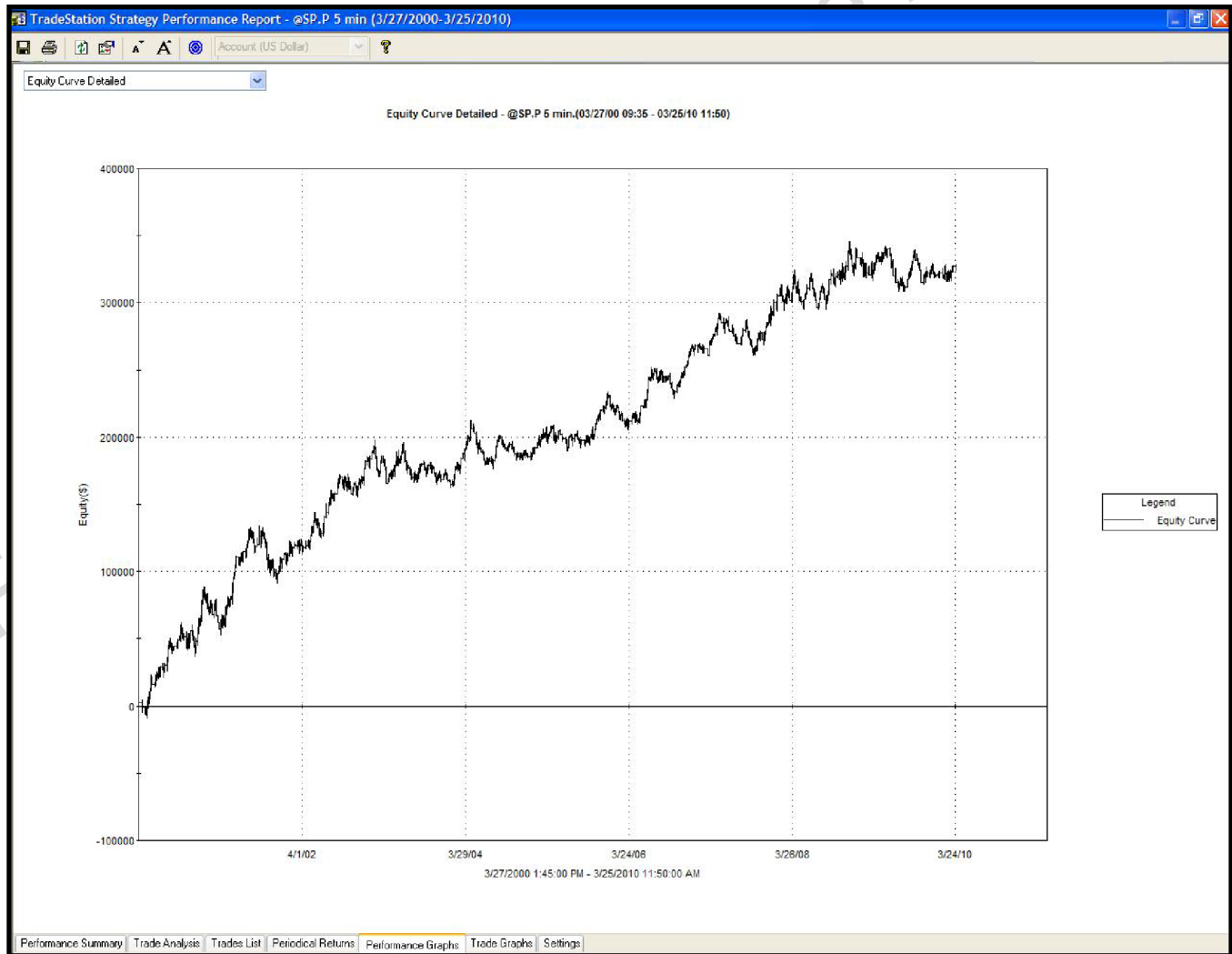
A CTA registered in Luxembourg already using more than 100 strategies is recruiting experienced Developers to create systems for commodities, Forex and interest rates. Possibility of cooperation from a distance.

Send CV to [favre@sgfc.ch](mailto:favre@sgfc.ch)



Avg. Trade Net Profit	\$241.31
Avg. Winning Trade	\$1,938.44
Avg. Losing Trade	(\$2,468.26)
Ratio Avg. Win:Avg. Loss	0.79
Largest Winning Trade	\$9,375.00
Largest Losing Trade	(\$5,450.00)
Largest Winner as % of Gross Profit	0.58%
Largest Loser as % of Gross Loss	0.42%

**Equity Curve**



**Recap**

This system is really too young to make a decision on its viability. However, I wanted to include it as a tutorial on how to use the HighD() function and multiple contracts.

That does it! Three systems that has somewhat stood the test of time and at the same time, hopefully, helped the readers of the various magazines they were published in develop their own successful systems. Please let me know if you have any questions. Email me at [george@futurestruth.com](mailto:george@futurestruth.com).

# MORE TIME THAN MONEY?



LET FUTURES TRUTH  
HELP YOU WITH YOUR  
TRADING RESEARCH.

CONTACT US AT 828.697.0273 OR  
INFO@FUTURESTRUTH.COM FOR  
MORE INFORMATION.

# ADVERSITY IS OFTEN THE MOTHER OF INNOVATION

By: Thomas J. Reavis

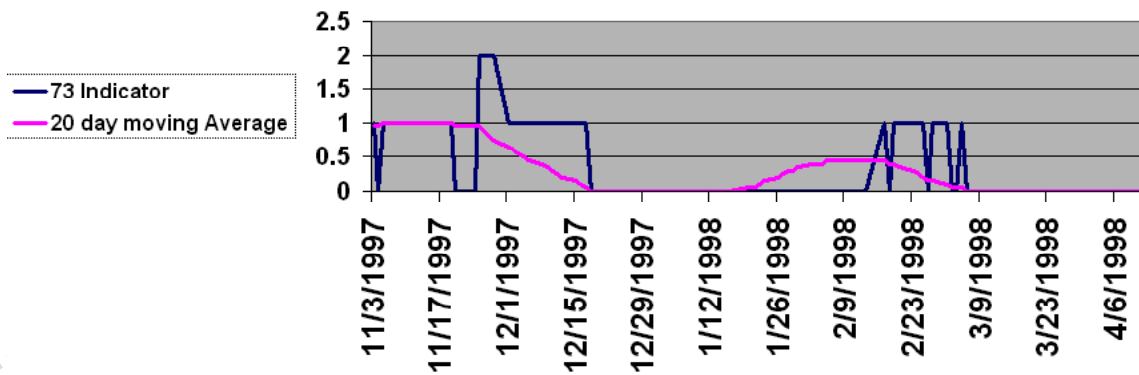
I was a day-trader in the “pits” of the Chicago Mercantile Exchange for over thirty years. I traded almost exclusively for my own account in the cattle pit, the Swiss pit and finally in the S&P 500 pit. My father had taught me early on to “follow the boys driving the big cars.” In other words, you don’t need to reinvent the wheel. Just watch who is making the money and try to do the same thing. Over the years it became clear to me that the rule based traders were the ones that seemed to consistently make the most money. Today, worldwide Futures Systems trades a portfolio of over 200 proprietary day trading systems. Our goal was to develop a diversified portfolio of systems that had a low correlation to each other. We were well satisfied with the results and have been trading it real time since 2001. Suddenly, after the first quarter of last year, things took a turn for the worst. Our longest period between hitting a new equity high was exceeded and then our largest drawdown was exceeded. All this was happening while the S&P 500 was climbing higher every day. It was very frustrating. But, I’ve been a trader all my life so I’ve been there before. As one of my trading buddies used to say “they aren’t getting a virgin.” The question is: has our system failed? Or is this just a very bad market? 2009 was the worst period for managed futures in history. (Source: Barclays) It was a massive contraction period creating the smallest daily ranges in the S&P 500 in 20 years. The VIX (which is a measure of risk or volatility in the market) dropped from a record high of over 80 to a near record low under 20. Finally, the number of days that the market opened and closed at almost the same price was amazingly high. For day trading systems this is the “perfect storm”. There is very little opportunity for great trading days.

As a “pit” trader, when I was losing money I went on vacation. I felt that I was fighting the market and if I took some time off so that I would have a better perspective of the market, and I would be fresh when I returned. It usually worked too. I usually traded much better when I returned. In retrospect, I was doing the right thing for the wrong reason. It probably wasn’t me that was trading poorly so much as the market was offering little opportunity for a day trader at that time. The right thing to do was to not trade the market and to wait until market conditions “improved”.

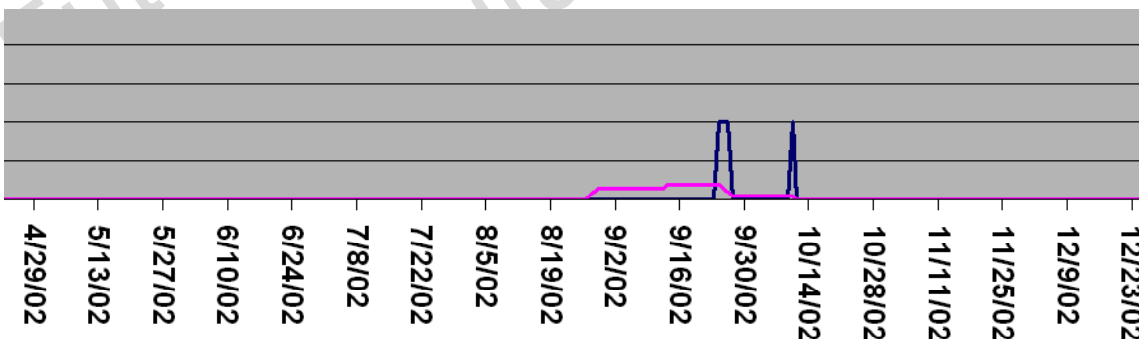
In the fall of 2009, we decided to try to develop a filter that would keep us out of low opportunity markets. The result of that work is the “73 indicator.” It is a proprietary filter created to track and detect “trending” versus

“choppy” intra-day markets. It takes the average of the previous month’s trading days and calculates the percentage of days that fall either in the “trending” or “choppy” categories since these have the most weight in determining when a program should or should not trade. Since September 1997, the historical data shows that “trending” days occur on average about 25% of the previous month’s days and that “choppy” days occur on average about 30% of the previous month’s days. Each program is tested against these averages to determine if the program is suitable to trade during “trending” or “choppy” markets. When a smaller percentage of “trending” days occur and/or a larger percentage of “choppy” days occur, the majority of the programs will “sit on their hands” and stay out of the market and wait for the indicator to turn back into better trading conditions. This allows a majority of our programs to stay out of choppy or non-trending market phases and wait for better, trending market conditions.

If we look at the 73 indicator chart we will see each day our proprietary indicator calculates values for a given trading day. These values are monitored on a portfolio level to allow various levels for trading to take place depending on market conditions. When the chart shows values of zero then all of the programs are trading. When the chart shows a value of 1 this indicates some congestion in the market and some of the programs will not trade during this congestion period. When the chart shows a value of 2 then a majority of the programs will not trade due to extremely unfavorable market conditions. We will just sit on our hands for the entire day.

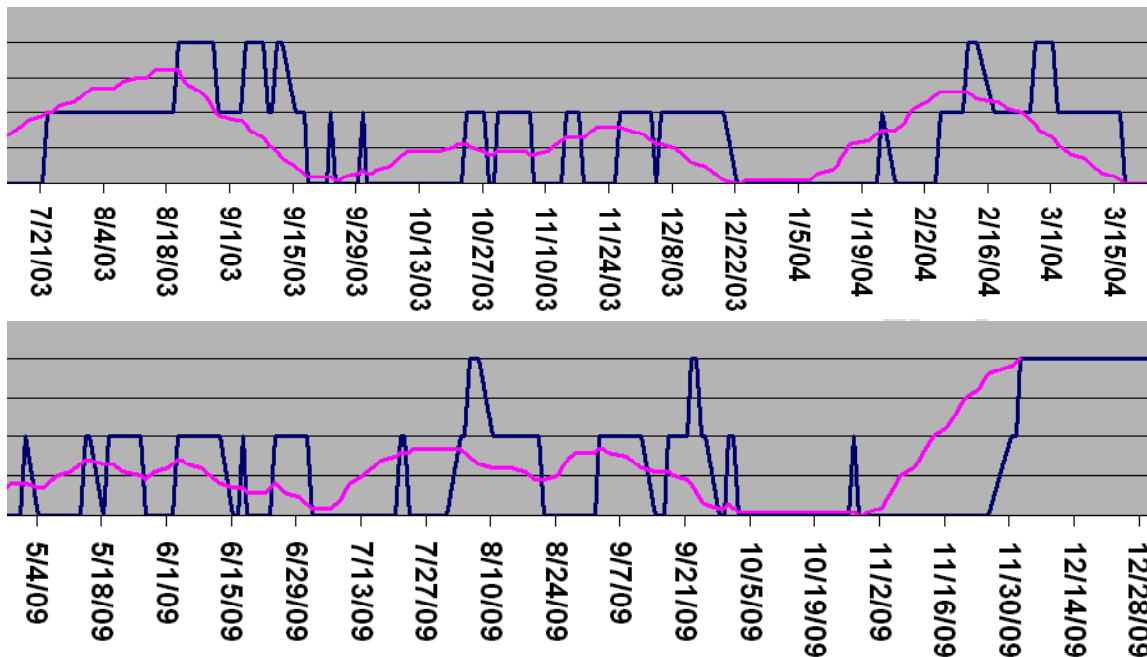


We now feel it is more important to correctly identify market conditions in terms of “trending” or “choppy” intra day markets than the programs and concepts themselves. If you refer to the spreadsheet once again and look at the trading year during 2002 you will see the market conditions for trading are excellent and solid day trading programs would have made excellent profits. We can see that there is very little “noise” which makes for ideal day trading conditions, which was the case during this year.



However, if we look at the periods from July 2003 through March 2004, December 2005 through May 2006, August 2006 through May 2007 and May 2009 through December 2009, it shows horrible market conditions for day trading programs with the more than average “choppy” or non-trending days. Knowing when to enter the market with a day trading program is at least or even more important than the program concept itself. For individuals that have been trading the S&P E-mini since the beginning, one should be able to look at the results and see the amount of profits and losses correspond to the 73 indicator. Looking at December 2009 was one of the worst months in the history of the S&P and the 73 indicator caused us to sit on our hands and stay out of most trades.





One of the worst days for day trading is having the market open and close at the exact same value, also known as a “Doji day”. Whereas one of the best scenarios is when the market opens and runs in one direction that ends at the high or the low for the day.

The 73 indicator was developed by observing real day trading results since the S&P E-mini has been trading. The 73 indicator works on all types of markets. So for instance a portfolio that day trades currencies, uses the 73 indicator just as well as a portfolio that day trades the S&P E-mini. The concept for portfolio money management is similar to that of card counting in blackjack. When a large number of the small cards have been dealt and the majority of the rest of the deck consists of large cards, the game turns in favor of the player and he/she will adjust his/her betting to take advantage of this condition. Just like when the chart is showing a “0”, the majority, if not all the day trading programs are ready to execute when all its parameters are met. When the opposite is true for blackjack and there are very few large cards left in a deck the player will not bet as much and slow down a bit. The same concept is true in regards to the 73 indicator again as when the value is at “2”, where the brakes are put on a number of programs and very little trading is done.

Please find below the hypothetical performance report for our smallest portfolio (\$10K Portfolio) without the “73 Indicator”. This is followed by the same report with the addition of the indicator. Notice that it generated a higher net profit with substantially lower number of trades. This, of course, will have the added benefit of lowering costs. The average trade jumps from \$132 per trade to \$179 and the profit factor soars from 2.40 to 3.30. Finally, and probably most importantly, the maximum drawdown ( DD), drops from -\$3,662 to -\$2,485. PAST PERFORMANCE IS NOT NECESSARILY INDICATIVE OF FUTURE RESULTS.

**WFS 10k day-trader with 73 Indicator**

=====			
Total Net Profit	334,891.00		
Gross Profit	480,473.00	Gross Loss	-145,582.00
Total # of Trades	1,866.00	Percent Profitable	69.19%
Number Winning Trades	1,291.00	Number Losing Trades	575.00
Largest Winning Trade	2,442.00	Largest Losing Trade	-1,445.00
Average Winning Trade	372.17	Average Losing Trade	-253.19
Ratio AvgWin/AvgLoss	1.47	Average Trade	179.47
Avg Days Winning Trade	0.00	Avg Days Losing Trade	0.00
Avg Days (win + loss)	0.00		
Max Drawdown	2,485.00	Drawdown to Equity	7.68%
Profit Factor	3.30		
Max Entry Value Long	108,838.00	Entry Value Short	0.00
Return / Risk	0.61%	Std Dev of Drawdown	749.74
Return / St Dev of DD	18.94%	Number of Drawdowns	7.00
=====+			

**WFS 10k day-trader without 73 Indicator**

=====			
Total Net Profit	326,856.00		
Gross Profit	559,877.00	Gross Loss	-233,021.00
Total # of Trades	2,469.00	Percent Profitable	63.91%
Number Winning Trades	1,578.00	Number Losing Trades	891.00
Largest Winning Trade	2,443.00	Largest Losing Trade	-1,445.00
Average Winning Trade	354.80	Average Losing Trade	-261.53
Ratio AvgWin/AvgLoss	1.36	Average Trade	132.38
Avg Days Winning Trade	0.00	Avg Days Losing Trade	0.00
Avg Days (win + loss)	0.00		
Max Drawdown	3,662.00	Drawdown to Equity	1.12%
Profit Factor	2.40		
Max Entry Value Long	143,751.00	Entry Value Short	0.00
Return / Risk	0.57%	Std Dev of Drawdown	918.61
Return / St Dev of DD	15.06%	Number of Drawdowns	14.00
=====			

So for individuals that have had a difficult time trading the S&P E-mini during 2009 the good news is that there are cycles of compression and expansion for the markets that can be readily identified by an indicator like our "73". We feel that the key is staying out of the market when conditions are bad and "pressing your bet" when the markets are in your favor.

HYPOTHETICAL PERFORMANCE RESULTS HAVE MANY INHERENT LIMITATIONS, SOME OF WHICH ARE DESCRIBED BELOW. NO REPRESENTATION IS BEING MADE THAT ANY ACCOUNT WILL OR IS LIKELY TO ACHIEVE PROFITS OR LOSSES SIMILAR TO THOSE SHOWN. IN FACT, THERE ARE FREQUENTLY SHARP DIFFERENCES BETWEEN HYPOTHETICAL PERFORMANCE RESULTS AND THE ACTUAL RESULTS SUBSEQUENTLY ACHIEVED BY ANY PARTICULAR TRADING PROGRAM. ONE OF THE LIMITATIONS OF HYPOTHETICAL PERFORMANCE RESULTS IS THAT

Futures Truth™ • Issue #1-2010 • www.FuturesTruth.com

THEY ARE GENERALLY PREPARED WITH THE BENEFIT OF HINDSIGHT. IN ADDITION, HYPOTHETICAL TRADING DOES NOT INVOLVE FINANCIAL RISK, AND NO HYPOTHETICAL TRADING RECORD CAN COMPLETELY ACCOUNT FOR THE IMPACT OF FINANCIAL RISK IN ACTUAL TRADING. FOR EXAMPLE, THE ABILITY TO WITHSTAND LOSSES OR TO ADHERE TO A PARTICULAR TRADING PROGRAM IN SPITE OF TRADING LOSSES ARE MATERIAL POINTS WHICH CAN ALSO ADVERSELY AFFECT ACTUAL TRADING RESULTS. THERE ARE NUMEROUS OTHER FACTORS RELATED TO THE MARKETS IN GENERAL OR TO THE IMPLEMENTATION OF ANY SPECIFIC TRADING PROGRAM WHICH CANNOT BE FULLY ACCOUNTED FOR IN THE PREPARATION OF HYPOTHETICAL PERFORMANCE RESULTS AND ALL OF WHICH CAN ADVERSELY AFFECT ACTUAL TRADING RESULTS.

© 2010 - Worldwide Futures Systems

*Thomas J. Reavis belongs to an elite class of brokers. For over 30 years, he was one of only 625 full members of the Chicago Mercantile Exchange (CME). He has been an independent trader and market maker in the "pits" from 1973 until 2000. For over two decades Tom was a spokesman for the Chicago Mercantile Exchange, representing the position of the floor trader. He has spoken before the National Cattleman Association, Organization of Young Millionaires, American Hog Producers Association, National Association of Police Retirement Fund, State of California Retirement Fund and numerous other groups. Mr. Reavis has served on many exchange committees include the Long Range Planning Committee, Trading Floor Communications Committee, and the Live Cattle Committee. Tom now serves as president and head trader for Worldwide Futures Systems. You can contact him at 800-982-5321 or info@wwfscystems.com. Worldwide Futures Systems: www.wwfscystems.com*


Architects of electronic trading innovation.

---

# Start to finish!

## Develop. Test. Automate.

NinjaTrader is the industry's most flexible, end-to-end real-time strategy development and automation platform.



- **FREE development platform**
- **Futures, forex and equities**
- **C# based**
- **High-performance backtesting**
- **Strategy optimization**
- **Real-time simulated testing**
- **Automate live through 100's of brokerages**

► **Download now at [ninjatrader.com](http://ninjatrader.com)**

## discoveroptions™

an **OptionVue®** enterprise

For many years, we at OptionVue Systems International have listened to our clients' frustration that the options education industry charges outrageous fees for general options knowledge and then provides absolutely no follow-up instruction or practical tools.

**To meet your needs we developed a One-on-One Personalized Mentoring Program that helps you find profit opportunities in all market environments.**

Call us today at 1-800-733-6610 to see if individual options mentoring is the right way to help you meet your trading goals.

For More Information, Visit [www.DiscoverOptions.com](http://www.DiscoverOptions.com)



**Steve Lentz**  
Director of Education

DON'T FORGET TO TELL  
EVERYONE I KNOW ABOUT  
FUTURES TRUTH MAGAZINE!!!

Get one full year of  
Futures Truth Magazine  
for ONLY \$49.95!!

That's a savings of over \$100  
off the regular issue price!

Contact us at 828.697.0273  
or [info@FuturesTruth.com](mailto:info@FuturesTruth.com) to  
take advantage of this  
fantastic offer!



*Offer is valid for a limited time only. Sales tax (in NC only) and shipping charges will be additional.  
Please contact us if you have any questions.*



## THERE'S ALWAYS SOMEONE WHO'S MAKING MONEY



Whenever I hear a trader announcing that he is folding up his hand and leaving the game because there is no money to be made in the markets, I remind him of the following, "As long as trades are being consummated and money is still flowing in and out of the markets, somewhere, someone's making money. It might as well be you. Of course, if you quit the game, it certainly won't be you."

If you listen to people talking about winning the lottery and how impossible it is to win it, you hear a similar conversation. "You can't win the lottery if you don't buy a ticket." That statement is true, but the situation is different in one very important respect. Entering the lottery is, indeed, gambling: the odds are in the millions (often the hundreds of millions) to one against your winning, and luck is the operating factor. But, trading is not gambling, or at least it shouldn't be.

A professional trader is a highly trained and knowledgeable participant in the process. Even if each trade is a zero sum game in which one trader makes money and another loses money, the odds are, on average, even – which is a far sight better than the odds in the lottery. But, a trader's knowledge, training, experience, and self-discipline are a set of factors that can significantly tilt the odds in each trade. Otherwise, it would not be possible for professional traders to consistently make a substantial living from their work.

When an inexperienced, untrained, undercapitalized, undisciplined trader, propelled by greed and fear, is on the one side of a trade and a highly disciplined professional trader is on the other side, it is the equivalent of two jockeys in a race in which the first jockey is riding an old nag and the second is riding a magnificent 3-year old sired by a Triple Crown winner. The odds are no longer even and no one would expect the old nag to win, nor would one expect the inexperienced trader to prevail.

What happens, however, when the field is filled with veteran jockeys riding the world's most perfectly bred and well-trained thoroughbreds? Now, you are watching the Kentucky Derby. The race is going to be a nail-biter and the outcome is not certain. However, statistics have demonstrated that the odds in this race favor the horse that has previously won the most races. Experience wins out. Yes, there are upsets, as in the case of the famous race in which Man O' War, the greatest racehorse of the 20th Century, was bested by a relative unknown named Upset (a word which meant, up to that time, "emotionally distressed"). But, that was a single race and Man O' War's only loss. The great equine had been emotionally distressed at the beginning of that race and when the race started, he was facing the field backwards: so much for the importance of psychology in racing (and trading)!

So, what does all this talk about horse racing and lotteries have to do with trading and making money? The point is that as long as there is a competition in which preparation will affect the outcome, someone is going to walk away with the prize and that person will be the one who is most prepared. For traders, this means that, regardless of how thin or volatile or flat the markets may be, there will be money to be made by the traders who have done the best job at preparing themselves for the competition.

And what kind of preparation will keep you in the race and improve your odds of making it to the winner's circle? Here is what I tell my traders who want to finish first:

- Get as much education as you can in the markets
- Develop your discipline to its highest degree
- Work on your psychology and resolve all unresolved personal and emotional issues
- Develop and follow your money management religiously
- Create, test, and follow the rules of your trading strategy with total commitment
- Ignore the roar of the crowd but cultivate your own cheering section

If you follow this strategy, as long as there are races to enter, you will stop worrying about the odds because you will have the confidence to win more of them than you will lose, making you the Man O' War of the trading world.

*Adrienne Toghraie, Trader's Success Coach*  
*Adrienne@TradingOnTarget.com*  
*www.TradingOnTarget.com*  
 919-851-8288



<b><a href="http://www.longtermtrading.com">www.longtermtrading.com</a></b>
<b>Advanced, Long Term Commodity Trading Systems &amp; Money Management Tools</b>
<i>Our flagship system, Ready-Set-Go, is now rated a Top Ten Most Consistent Performing System by Futures Truth</i>
<ul style="list-style-type: none"> <li>• 100% mechanical - <u>TradeStation or Windows software</u></li> <li>• All use completely non-optimized parameters to trade across all time frames - <u>no optimization games!</u></li> <li>• All are tested against the same 21 commodity portfolio - <u>no portfolio cherry-picking games</u></li> <li>• Automatically adapts to changing market conditions</li> <li>• Weekly &amp; Monthly data - <u>only place orders 1/wk or mo!</u></li> </ul>
<b>Visit our website &amp; compare our systems extensive track records then decide for yourself !!</b>





**Contact Me Today**

Holliston Hill Hurd  
hillhh@aol.com  
(203) 838-5348

**Do you want to start your own CTA?**

**Are you a CTA who wants to raise assets?**

**Grow Your Business With Our One-on-One Consultation**  
Bring someone to your team who has extensive experience and has run a CTA with close to \$200 million.



**X\_TRADER® Commission Rates\***

<b>Retail Accounts</b>		
<b>Trading Volume</b> (R/T per Month)	<b>CME/CBOT</b> (Per side/Per Contract)	<b>EUREX</b> (Per side/Per Contract)
0 - 9,999	\$0.45	0,45 €
10,000 - 14,999	\$0.35	0,35 €
15,000 - 19,999	\$0.30	0,30 €
20,000 - 49,999	\$0.20	0,20 €
50,000 - 99,999	\$0.10	0,10 €
100,000 +	\$0.05	0,05 €

<b>Institutional Accounts</b>		
<b>Trading Volume</b> (R/T per Month)	<b>CME/CBOT</b> (Per side/Per Contract)	<b>EUREX</b> (Per side/Per Contract)
No Monthly Quota	\$0.24	0,24 €

**GLOBAL FUTURES**  
Exchange & Trading Co., Inc.

\*For details or more information on this offer, please contact our office directly.

877-367-3177 (USA/Can) www.GlobalFutures.com +1-818-728-0415

# CTA RESOURCE REVIEW

## Top 25 New CTAs - YTD Rankings

For Traders Reporting Results as of Apr. 17, 2010

For CTAs with \$5,000,000 or Less under Mgmtt

Who commenced trading January 2004 or later

Manager	Ytd Return	Current Drawdown	Assets Under Mgt	Program Start Date
1 Excel Capital Management - FX Program	76.31%	0.00%	\$2,380,000	Jul-09
2 Randolph Read Trading Group, LLC - Flexible Option Strategy 1	22.28%	0.00%	\$681,512	Aug-09
3 Reynoso Asset Mgt LLC - Small Accounts Prg	11.59%	0.00%	\$800,000	Jan-09
4 Roe Capital Mgt, Inc. - Monticello Equity Spreads	8.51%	0.00%	\$3,140,728	Jun-08
5 Roe Capital Management - Jefferson Index Prg	8.17%	0.00%	\$2,687,604	Nov-08
6 Diamond Capital Mgt - Enhanced S&P Program	7.81%	0.00%	\$1,317,113	Jul-09
7 Future Gate Consultants - Energetic State Analysis - 2% Daily Volatility Prg	7.78%	0.00%	\$3,560,000	Feb-08
8 GLOBIVEST, LLC - Alpha Program	7.44%	0.00%	\$90,448	Apr-09
9 Cervino Capital Mgt - Gold Covered Call Writing	7.17%	0.00%	\$206,052	Nov-09
10 AFB LLC - FortyEighthers Gold Option Prg	6.87%	-2.89%	\$168,195	Mar-09
11 SMI Mgt & Research - S&P 500	6.58%	-0.75%	\$200,000	May-08
12 Transworld Capital Mgt - High Liquidity (P)	5.70%	0.00%	\$650,000	Dec-08
13 Global Sigma Group - Plus Program	5.28%	0.00%	\$277,000	Nov-09
14 YaoSun Strategic Investments - E Mini Prg	5.17%	-0.19%	\$762,000	Jul-08
15 Vergho Asset Mgt - Kinematics	4.32%	0.00%	\$2,730,000	Nov-08
16 Stein Investment Mgt LLC - Trading Edge ST	4.09%	-19.81%	\$30,000	Oct-08
17 QQFund.com LLC - Trend Program (QTP)	4.01%	0.00%	\$107,000	Sep-08
18 White River Group - Stock Index Option Writing Strategy	3.22%	0.00%	\$93,783	Nov-08
19 Integrated Managed Futures - Multi Strategy Prg	2.86%	-4.08%	\$4,000,000	Jan-08
20 Capital Alternative Invst Mgt GmbH - Premium Alpha II	2.36%	-6.07%	\$300,000	Jan-09
21 The House CTA	2.18%	0.00%	\$650,000	Jun-09
22 Clarity Capital Mgt LLC - The Clarity Program	2.15%	-2.77%	\$105,575	May-09
23 Applied Capital Systems - ACS Systematic Diversified Portfolio 1X	2.15%	-0.78%	\$0	Oct-09
24 WholeCapital LLC - Global Opportunities	2.01%	-9.75%	\$226,155	Jan-09
25 Clinamen Financial Group LLC - Volatility Arbitrage	1.38%	-0.30%	\$345,000	Jul-09

**Past Performance is not indicative of future results. There is a risk of loss in futures trading.**

Data Source: Autumn Gold

THE RISK OF TRADING COMMODITY FUTURES, OPTIONS AND FOREIGN EXCHANGE ("FOREX") IS SUBSTANTIAL. THE HIGH DEGREE OF LEVERAGE ASSOCIATED WITH COMMODITY FUTURES, OPTIONS AND FOREX CAN WORK AGAINST YOU AS WELL AS FOR YOU. THIS HIGH DEGREE OF LEVERAGE CAN RESULT IN SUBSTANTIAL LOSSES, AS WELL AS GAINS. YOU SHOULD CAREFULLY CONSIDER WHETHER COMMODITY FUTURES, OPTIONS AND FOREX IS SUITABLE FOR YOU IN LIGHT OF YOUR FINANCIAL CONDITION. IF YOU ARE UNSURE YOU SHOULD SEEK PROFESSIONAL ADVICE. PAST PERFORMANCE DOES NOT GUARANTEE FUTURE SUCCESS. IN SOME CASES MANAGED ACCOUNTS ARE CHARGED SUBSTANTIAL COMMISSIONS AND ADVISORY FEES. THOSE ACCOUNTS SUBJECT TO THESE CHARGES, MAY NEED TO MAKE SUBSTANTIAL TRADING PROFITS JUST TO AVOID DEPLETION OF THEIR ASSETS. EACH COMMODITY TRADING ADVISOR ("CTA") IS REQUIRED BY THE COMMODITY FUTURES TRADING COMMISSION ("CFTC") TO ISSUE TO PROSPECTIVE CLIENTS A RISK DISCLOSURE DOCUMENT OUTLINING THESE FEES, CONFLICTS OF INTEREST AND OTHER ASSOCIATED RISKS.

PROSPECTIVE CLIENTS SHOULD NOT BASE THEIR DECISION ON INVESTING IN THIS PROGRAM SOLELY ON THE PAST PERFORMANCE PRESENTED. ADDITIONALLY, IN MAKING AN INVESTMENT DECISION, PROSPECTIVE CLIENTS MUST ALSO RELY ON THEIR OWN EXAMINATION OF THE PERSON OR ENTITY.





## Enforcement Press Releases From the CFTC

### January 2010

The CFTC Sanctions Two Canadian Firms \$500,000 for Entering into Unlawful Wash Sales, 01/28/2010.

The CFTC Sanctions Toronto-Based Scotia Capital Inc. \$250,000 for Prearranged Fictitious Trades, 01/28/2010.

CFTC Charges Illinois Defendants Jay C. Nolan and His Company, Lodge Capital Group, LLC, with Commodity Pool Fraud, 01/29/2010.

Minnesota Resident Trevor Cook Incarcerated for Violating Court Orders in CFTC Anti-Fraud Action Charging Him in \$190 Million Foreign Currency Fraud, 1/29/2010.

### February 2010

CFTC Charges Virginia Resident Ronald W. Smith, Jr., Doing Business as Safeguard 3030 Investment Club, in Forex Fraud Scheme, 02/26/2010.

The CFTC Sanctions Swiss Firm \$130,000 for Exceeding Position Limits, 02/24/2010.

CFTC Imposes a \$1 Million Penalty on California Resident Craig A. Riley and His Firm, Pressio Capital Management, LP, for Commodity Pool Fraud, 02/19/2010.

### March 2010

Federal Court Issues Preliminary Injunction against Jay Nolan and His Company, Lodge Capital Group, LLC, Charged with Commodity Pool Fraud, 03/02/2010.

Federal Court Orders Forex Dealer One World Capital Group and Its President, John "Jack" Edward Walsh, to Pay \$520,000 in Sanctions, 03/04/2010.

New York Court Imposes Fine and Other Sanctions against Robert Moore, Former Managing Director of the Bank of Montreal's Commodity Derivatives Group, 03/08/2010.

CFTC Sues Virginia-based Financial Investments, Inc. for Repeatedly Failing to File Annual Reports in a Timely Manner for a Commodity Pool It Operated, 03/08/2010.

Federal Court Orders California Man David Michael Kogan and His Company, First Capitol Futures Group, to Pay More than \$20.3 Million in CFTC Commodity Options Fraud Action, 03/09/2010.

CFTC Charges Texas Resident Willie L. Cloud, Jr. and His Investment Company, C & R Financial, with Operating a Foreign Currency Ponzi Scheme, 03/09/2010.

Federal Court Issues Preliminary Injunction against Virginia Resident Ronald W. Smith, Jr., Doing Business as Safeguard 3030 Investment Club, in Forex Fraud Scheme, 03/11/2010.

CFTC Charges Scottsdale, Arizona Resident Helmut H. Weber d/b/a Weber Capital Management with Solicitation Fraud and Misappropriation in Forex Scheme, 03/11/2010.

CFTC Charges Raleigh, North Carolina Man and His Company, Yellowstone Partners, Inc., with Operating a Foreign Currency Ponzi Scheme, 03/15/2010.

CFTC Charges Patrick Rakotonanahary and Cyber Market Group LLC with Operating a Multi-Million Dollar Ponzi Scheme in Hawaii and Elsewhere in the U.S., 03/16/2010.

Federal Court Imposes \$260,000 in Civil Penalties against Austin, Texas Resident Steven Leigh Shakespeare and His Company, Guardian Futures, Inc., Both Charged with Fraud and Unauthorized Trading, 03/24/2010.

Georgia-Based Hedge Fund Lake Dow and its Principal, Ty Edwards, Ordered to Pay More than \$4 million in Restitution and Penalties in CFTC Commodity Pool Fraud Action, 03/25/2010.

CFTC Charges Ohio-based Defendants Enrique Villalba, Jr., and Money Market Alternative, LP, with Operating a Multi-Million Dollar Futures Ponzi Scheme, 03/29/2010.

Charlottesville, Virginia-based Defendants Ordered to Pay More than \$4.6 Million in Disgorgement and Civil Penalties to Settle 2009 CFTC Anti-Fraud Action, 03/29/2010.

## ATS-3200

Always in the Top-Ten

Trades the 30 Year US T-Bonds

Download a Free 30 Day Trial

Goto: [www.ats3200.com](http://www.ats3200.com)

## ATS-6400

Trades the 10 Year US T-Notes

Advanced Trading Systems Inc.

Forex/Futures trading is risky. It is not suitable for everyone.  
Past performance is no guarantee of future profits.

## Trade 2 Top Ten Systems

for only \$150/month lease!

### ▶ Impetus & EarlyBird ◀ daytrading systems

- 11+ years combined out-of-sample performance
- *EarlyBird II* released August 2002
- *Impetus* released January 2003
- Record performance in 2008
- Both are all-time *Top Ten Picks* by George Pruitt
- Simple, robust, purely mechanical logic
- Trade e-mini S&P, e-mini Russell, & DAX
- Low correlations
- Low drawdowns
- Lease e-minis at \$75 per contract per month

 **TradingVisions Systems**

[www.TradingVisions.com](http://www.TradingVisions.com) / 800-878-1983 / 509-466-8435  
Commodity trading bears a high degree of risk. People can & do lose money. Past performance does not guarantee future results.

**Vendor Directory**
**#1-2010**

Sys #	System Name	Cost	# of Parameters	Release Date	Rank this issue	Notes:
-------	-------------	------	-----------------	--------------	-----------------	--------

**Advanced Systems**

297Sassafras Drive • Easley, SC 29642  
Voice 864-220-5542 • www.advancedSystemsInc.com

504	Natural Gas Trader MA	?	?	Aug-05	264	Black Box
505	Natural Gas Trader GA	?	?	Aug-05	203	Black Box
506	Natural Gas Trader LA	?	?	Aug-05	192	Black Box
526	Natural Gas Trader LA	?	?	Aug-05	197	Black Box

**Advanced Trading Systems**

Charles Tanti  
www.ats3200.com • ats972@ats3200.com

361	ATS-3200	\$2,750	?	Jan-01	21	Black Box. Download a 30 day demo at www.ats3200.com.
362	ATS-6400	\$1,950	?	Jan-02	3	

**Allen, R.C.**

(916) 622-9397

31	The Miracle Trading Method	\$99	4	Jun-86	60	
----	----------------------------	------	---	--------	----	--

**Antrobus, Beverly**

antbevca@yahoo.ca

575	PowerTrader	See vendor	???	Oct-06	N/A	Temporarily not tracked. Look for the system in the next issue.
611	Four Ducks	See vendor	???	Feb-08	N/A	

**AutoTrading Systems**

Tim Rea  
54 Paton Road, R.D. • Richmond, Nelson 7081 • New Zealand  
Phone: +64-3-669-0770 • www.autotradingSystems.com • info@autotradingSystems.com

599	Auto 2 Way	See vendor	???	Aug-07	116	
601	Auto ExtremeR	See vendor	???	Aug-07	55	
603	Auto Core Duo	See vendor	???	Aug-07	30	
633	Auto NRangeR	See vendor	???	Apr-08	38	
641	Auto NRangeR Short Term	See vendor	???	Apr-08	NLT*	

**Barna, Mike**

7227 Glenview Dr. • San Jose, CA 95120  
Voice: (408) 356-1800 • Fax: (408) 358-8024 • mike@tradingSystemLab.com  
www.TradingSystemLab.com and www.MesaSoftware.com

668	TSL_CEL_NG_1.1	Contact Vendor	???	Jan-08	2	System derived utilizing Mike Barna's TSL Software	
669	TSL-SP_1.0Z	Contact Vendor	???	Jan-08	13		System derived utilizing Mike Barna's TSL Software
670	TSL-CEL_SP1	Contact Vendor	???	Jan-08	12		System derived utilizing Mike Barna's TSL Software
664	Big Blue 2	Contact Vendor	<5	Apr-09	49		Updated version of the original Big Blue
266	Magnet	\$2,000	<5	Nov-97	103		Black Box systems have constant parameters.
269	Basis	\$2,500	<5	Jan-98	78		Cost includes Software only on all systems
270	Basis II	\$2,500	<5	Jan-98	161		by Alfaranda CTA.
278	Compass	\$2,500	<5	Mar-98	*NLT		
279	Arcs/Arcs-DT	\$3,750	<5	Mar-98	*NLT		Arcs can also be utilized to day trade
302	ArcsPlus	\$3,750	<5	Aug-99	190		the S&P500 using intraday data.
318	Weaver	\$2,500	<5	Jul-00	132		
319	Weaver-MT	\$2,500	<5	Jul-00	242		
367	Zeeport	\$2,900	<5	Dec-02	195		
395	Brix	\$3,500	<5	May-02	166		
426	Tzar	\$2,900	<5	Mar-03	75		
432	Alfa-MAXX	\$2,900	<5	May-03	89		

**Been, Erik**

1435 Kendall Dr. • Boulder, CO 80303

262	William Tell Bonds	\$3500 software \$4000 disclosed	>10	Sept.97	15	Short term pattern recognition system designed for TradeStation.
-----	--------------------	-------------------------------------	-----	---------	----	--

**Bristor, Joe**

Veteran Trader Services  
3134 Wright St. • Sacramento, CA 95281  
(916) 485-0555

26	Night & Day Day-Trading		>10	Jan-87	115	Sold Out
42	QUAD Level Trend System	\$995	3	Dec-87	144	Optimized 12/1/87

**Brown, Kevin**

Capital Concepts  
2316 Lavendale Ct. • Austin, TX 78748  
(800) 433-7068 • www.swingtraderguide.com

296	Capcon1	\$249	>5	Jan-99	240	E-mail kbrown@lords.com
-----	---------	-------	----	--------	-----	-------------------------

**The Center for Commodity Research and Trading, Inc.**

141 W. Jackson Blvd., Suite 188-A  
Chicago, IL 60604  
Voice: (312) 528-3171 • Fax: (312) 902-6234 • info@crrt.com • www.crrt.com

365	Advent	????	????	Jan-02	198	Long Term Multi-Mkt TrendFollowing System
-----	--------	------	------	--------	-----	---

**Vendor Directory**

#1-2010

Sys #	System Name	Cost	# of Parameters	Release Date	Rank this issue	Notes:
-------	-------------	------	-----------------	--------------	-----------------	--------

**Chalek, Mike**

Universal Technical Systems, Inc.  
 P.O. Box 1665 • Estes Park, CO 80517  
 Voice: (970) 590 5236 • wetradeall@aol.com • www.tradefutures.com

562	Dual Thrust	See vendor	4	Aug-06	22	Four optimizable parameters; also ranked in Forex MPT. CT and KC
651	Tumbleweed	See vendor	5+	Nov-08	*NLT	

**Chan So Han**

chansohan@gmail.com

534	CrudeExtreme	\$1,995	????	Jan-06	246	
606	Crude Day Trader	\$1,995	????	Aug-07	261	

**Cheung, Rickey**

www.rc3200.com

461	RC Success	????	????	Apr-04	NLT*	Not tracked at this time.
519	RC Success 3	????	????	Nov-05	NLT*	Not tracked at this time.
565	RC Chance	????	????	Oct-06	NLT*	Not tracked at this time.
566	RC Book 2	????	????	Oct-06	130	
567	RC Edge	????	????	Oct-06	218	
570	RC Advance ++	????	????	Dec-06	186	
576	RC Shine	????	????	Feb-07	157	
592	RC Courage	????	????	Jun-07	NLT*	Not tracked at this time.
597	RC Chance+	????	????	Aug-07	NLT*	Not tracked at this time.
598	RC Trend	????	????	Aug-07	31	
610	RC Intermediate	????	????	Dec-07	167	
631	RC Proof+	????	????	Apr-08	44	
632	RC Super	????	????	Apr-08	73	
642	RC Countertrend	????	????	Jun-08	24	
643	RC Beginner	????	????	Jun-08	93	
644	RC Constant	????	????	Jun-08	NLT*	
648	RC Coach	????	????	Aug-08	NLT*	
658	RC Level	????	????	Apr-09	189	
659	RC Magic	????	????	Apr-09	136	
660	RC Pro	????	????	Apr-09	222	
661	RC Strength	????	????	Apr-09	158	

**Clayburg, John Dr.**

29568 Hwy. 141 • Coon Rapids, Iowa  
 (712) 684-5239

234	Belly Trader	?	<5	Dec-95	220	Simple system to trade the pork bellies.
250	Cyclone	\$2,900	>10	Jul-96	160	S&P daytrade system for Trade Station

**Creative Breakthrough, Inc. CTA**

Jack F. Cahn, CMT  
 7500 West Lake Mead Blvd., Suite 9-151 • Las Vegas, NV 89128  
 One Poinsettia Ct., Unit #25 • Emerald Springs - Mooloolaba • QLD Australia 4557  
 Toll-free from US (800) 618-3820 • in Australia 61-7-5444-5762  
 jfc@traderassist.com • www.traderassist.com

405	% C Daybreaker	See vendor	?	Oct-02	18	
605	GEMS Nat Gas Mini	See vendor	?	Jun-07	59	

**Creative Trading Systems**

Fanus Sevenster  
 P.O. Box 631429 • Irving, TX 75063  
 info@CreativeTradingSystems.com • www.CreativeTradingSystems.com

511	CTS Crash Control	?	<5	Oct-05	45	
-----	-------------------	---	----	--------	----	--

**Culler, Mike**

c/o Futures Truth Co. 294 N. Hillside Rd. • Hendersonville, NC 28791  
 (828) 697-0273

104	Mike Culler System	\$400	4	Jul-89	257	Not Optimized
-----	--------------------	-------	---	--------	-----	---------------

**Day Trading Institute**

1501 Brazos Trail, Suite A • Plano, TX 75075  
 (214) 424-9122

136	Delta Threshold	\$975	<5	Oct. 90	128	System to daytrade the S&P 500
-----	-----------------	-------	----	---------	-----	--------------------------------

**Daytrading Educators**

7909 Morningdew Dr., Suite 1216 • Plano, TX 75025  
 (972) 567-9350 • www.daytradingeducators.com

386	Balance Point	See vendor	<5	May-02	97	System to daytrade the S&P 500
-----	---------------	------------	----	--------	----	--------------------------------

**Dennis, Robert Jr.**

P.O. Box 534 • E. Bridgewater, MA 02333  
 (508) 378-7385

4	Dennis Relative Strength	?	<5	Jun-86	180	Not Optimized
105	Scooter	\$365	2	Dec-89	184	Not Optimized



**Vendor Directory**
**#1-2010**

Sys #	System Name	Cost	# of Parameters	Release Date	Rank this issue	Notes:
-------	-------------	------	-----------------	--------------	-----------------	--------

**eForex, Ltd.**

Hafliði Eliasson • Sudurgata 29 • 101 Reykjavik, Iceland  
www.simnet.is/eforex • eforex@simnet.is

436	S&P Day	\$2,000	?	Jun-03	165	
445	EuroDynamics LT	\$950	?	Sep-03	247	

**Ehlers, John**

MESA  
Box 1801 • Goleta, CA 93116  
(805) 969-6478 • Mike Barna (408) 356-1800 • www.mesa-systems.com

255	Sierra Hotel	\$995 TS or SC software \$495 Mesa DLLs	?	Jan-97	NLT*	TradeStation compatible software with proprietary Mesa DLLs. Tradestation programming by Mike Barna.
268	R-MESA 3	Call Vendor	?	Jan-97	NLT*	R-Mesa is a synthesis of Mesa and R-Breaker
321	MESA Bonds	Call Vendor	?	Jul-00	202	
411	R-MESA 5	Call Vendor	?	Mar-02	42	R-Mesa is a synthesis of Mesa and R-Breaker
412	Mesa Max	Call Vendor	?	Mar-02	NLT*	
435	Mesa T-Notes	Call Vendor	?	Jan-03	233	

**Fast Market Systems**

Stuart Davis  
7042 Winter Ridge Place • Castle Rock, CO 80108  
804-201-1114 • fastmarketsystems@comcast.net • www.fastmarketsystems.com

507	FMSAdvantage	See vendor	?	Sep-05	NLT*	Are version of the software stopped working -- we will keep checking.
-----	--------------	------------	---	--------	------	---

**Financial Facilitators**

2125 Kimberly Circle • Eugene, OR 97405-5821  
(800) 256-6248 • SPU@finf.com • www.finf.com

232	SPIU	\$1250 software \$495 Annual	>10	Sep-95	87	Short term system trading the S&P.
-----	------	---------------------------------	-----	--------	----	------------------------------------

**First Global Capital Management**

Paul Fribush RIA, CTA  
1813 Madison Ave. • Greensboro, NC 27403  
336-282-9450 • Fax 336-282-7213 • pfribush@aol.com

404	FGC Emerald	See vendor	?	Oct-02	135	Money management program only
-----	-------------	------------	---	--------	-----	-------------------------------

**Fisher, John**

Skyline Computers • 36 Clarendon Rd. • Asheville, NC 28806  
(828) 285-9952

387	Tuition Long Term	\$995	?	May-02	151	Available in Excel or TradeStation format
-----	-------------------	-------	---	--------	-----	---

**Fitschen, Keith**

Trade System  
9220 Holly Hill Farm Rd. • Charlotte, NC 28277  
(800)372-3942 • Fax: (704) 752-7992 • support@trade-system.com • www.trade-system.com

207	Aberration	\$2,295	<5	Dec-93	50	Longer term model that comes with software.
300	Aberration Plus	Call Vendor	>5	Mar-99	111	Aberration with trailing stop logic.
366	I-Master	\$10,000	?	Nov-01	170	By Keith Fitschen and Murray Ruggiero.

**Ford, Joseph**

www.daytraderfutures.com • spartan@daytraderfutures.com

535	Spartan	See vendor	?	Feb-06	NLT*	Not tracked at this time.
640	Propero	See vendor	?	Apr-08	35	

**Founder Trading**

www.foundertrading.com • info@foundertrading.com

538	Keystone	See vendor	????	Apr-06	39	These systems may only be traded through participating brokers.
552	Maxim	See vendor	????	Apr-06	140	Monthly system subscription fees are based on the system selected & the number of contracts being traded. Contact vendor for complete details.
553	ArchHelix	See vendor	????	Apr-06	NLT*	

**Fox, Dave**

P.O. Box 114, Hancock, ME 04640  
(866) 749-3228 (US & Can) • 386-428-8847

236	Dollar Trader for Currencies	\$1,500	10	Jan-96	120	Software Package, also available in TradeStation format
-----	------------------------------	---------	----	--------	-----	---

**Futures Truth Co.**

294 N. Hillside Rd. • Hendersonville, NC 28791  
(828) 697-0273

240	Dynamic Breakout	\$300	>5	Mar-96	123	Simple adaptive rules can be put into Excel
249	F.T. version Turtle Trading	\$100	>10	Jan-90	90	Russel Sands is the primary source of Turtle teaching along with its many facets. 1361
281	Samurai 7	\$300/month	>5	May-98	244	S. Federal Highway, Boca Raton, FL 33432.
282	Samurai 31	\$300/month	>5	May-98	NLT*	
283	Samurai 35	\$300/month	>5	May-98	262	Monthly lease basis only
303	Dyn Moving Avg Crossover	\$50	>5	Aug-99	249	System logic revealed in TradeStation code.

**Vendor Directory #1-2010**

Sys #	System Name	Cost	# of Parameters	Release Date	Rank this issue	Notes:
-------	-------------	------	-----------------	--------------	-----------------	--------

**Gettes, Lee**

1799 Kiowa Ave #107-646 • Lake Havasu City, AZ 86403  
(928) 856-3728

59	VOLPAT	\$1,500	>5	Oct-88	19	Simple rules to Day Trade SP.
121	BondPat	\$295	<5	Mar-91	260	Simple rules to Day Trade Bonds.
203	Market Mapping	\$2,900	>10	Jan-94	84	Rules to short term trade many commodities.

**Gibbs, Andrew**

7B Takutai St. • Parnell • Auckland NZ  
www.agxtreme.com • andrew.gibbs@xtra.co.nz

480	Mechwarrior	Lease or purchase	?	Dec-04	56	Lease through Attain Capital or contact vendor for purchase information.
485	Mechwarrior ES	Lease or purchase	?	Dec-04	83	Lease through Attain Capital or contact vendor for purchase information.
578	Black Crusader UD	Lease or purchase	?	Jan-07	148	Lease through Attain Capital or contact vendor for purchase information.
579	Black Crusader UD - Mini	Lease or purchase	?	Jan-07	182	Lease through Attain Capital or contact vendor for purchase information.

**Graney, Tom**

www.siftrading.com

657	CTT	Lease \$50 per ct.	?	Jan-09	51	
-----	-----	--------------------	---	--------	----	--

**Grimes, Adam**

adamgrimes@mindspring.com

451	Longrifle	\$2,500	?	Jan-04	62	
-----	-----------	---------	---	--------	----	--

**Hughes, Chuck**

741 Cox Rd. • Moorestown, NJ 08057  
(609) 234-3903

265	Dynamo	\$3,500	>10	Jun-97	106	Rules and software. ** BLACK BOX **
-----	--------	---------	-----	--------	-----	-------------------------------------

**Imgraben, David**

Suite 4, Level 1 • 3240 Surfers Paradise Blvd. • Surfers Paradise Queensland • AUSTRALIA 4217  
Phone: +61 417 617 310  
david@jawstrading.com

615	Crude Spyder	See vendor	????	Feb-08	231	
616	US60Min	See vendor	????	Feb-08	245	
617	CTP	See vendor	????	Feb-08	175	CTP is comprised of 3 Bond systems: CTP 1, CTP 3 & CTP 4
618	RUMI	See vendor	????	Feb-08	52	

**Inspired Trading Systems**

www.inspiredtrading.com

679	Castor YM	\$79/month/Contract	????	Jun-10	16	
680	Odyssey EM	\$79/month/Contract	????	Jun-10	81	
681	Vantage MR	\$79/month/Contract	????	Jun-10	40	Auto Execution through Strategy Runner and Ninja Trader
682	Pegasus ES	\$79/month/Contract	????	Jun-10	65	
683	Vantage NQ	\$79/month/Contract	????	Jun-10	37	
684	Odyssey MR	\$79/month/Contract	????	Jun-10	231	

**Jaekle, Urban**

Parcusstr. 17a • 64293 Darmstadt • GERMANY  
Ujaekle@aol.com • www.toptrader-report.com

496	Time	See vendor	????	Apr-05	91	
-----	------	------------	------	--------	----	--

**Jewell, Greg**

g\_jewell\_temp@yahoo.com

581	SledgeHammer	\$1,399	<5	Jan-06	185	
-----	--------------	---------	----	--------	-----	--

**Knees, Hans Guenther**

Gruener Weg 8 • 35641 Schoeffgrund • GERMANY  
GK-TradingSystems@web.de

294	GK - Currency Trader	\$2,950	<5	Aug-98	74	Longer term multi-market system.
348	GK - Interest Trader	\$2,950	????	Feb-02	256	Formerly known as Accordance.
349	GK - Energy Trader	\$2,950	????	Feb-02	152	
487	GK - Energy Trader II	\$2,950	????	Nov-04	265	
488	GK - Meat Trader I	\$2,950	????	Nov-04	NLT*	
489	GK - Energy Trader	\$2,950	????	Nov-04	118	
550	GK - Universal Trader I	See vendor	????	Mar-06	200	
551	GK - Universal Trader II	See vendor	????	Mar-06	119	

**Korzenecki, Giles**

141 W. Jackson , Suite 1800A • Chicago, IL 60604  
888-281-9566 • gkorz@foxinvestment.com • www.marketdirection.net

307	Amos' Root	\$75/month	>5	May-00	41	Trend following systems.
308	US One	\$75/month	>5	May-00	210	
332	Genesis B	\$75/month	>5	Jan-01	239	
333	Black Gold	\$75/month	>5	Jan-01	1	
334	JJ	\$75/month	>5	Jan-01	14	
384	Market Direction	\$75/month	>5	Mar-02	137	
413	SPMD 500	\$200/month	????	Apr-05	36	Developed with Dave Wresinski

**Vendor Directory #1-2010**

Sys #	System Name	Cost	# of Parameters	Release Date	Rank this issue	Notes:
-------	-------------	------	-----------------	--------------	-----------------	--------

**L'eau Prosper Research**

Phone (305) 517-7328 • Fax (305) 735-8003  
 leauprosper@leauprosper.com • www.leauprosper.com

637	LPR Quantitative S2	See Vendor.	???	Mar-08	104	All Black Boxes
639	LPR Quantitative M3	See Vendor.	???	Apr-08	NLT*	
645	LPR Quantitative A2	See Vendor.	???	May-08	NLT*	
646	LPR Quantitative P2	See Vendor.	???	May-08	117	
652	LPR Quantitative P5	See Vendor.	???	May-08	NLT*	
653	LPR Accentive	See Vendor.	???	May-09	108	
654	LPR Quantitative P2	See Vendor.	???	May-09	175	
655	LPR Quantitative P2	See Vendor.	???	May-09	NLT*	
662	LPR Hyl-6	See Vendor.	???	Apr-09	70	
663	LPR Attrillion	See Vendor.	???	Jun-09	125	
671	LPR ML-88	See Vendor.	???	Jul-09	71	
672	LPR HYL-23	See Vendor.	???	Jul-09	79	

**LeBeau, Charles**

Sys. Traders Club  
 50-B Peninsula Center Drive, # 324 • Rolling Hills Estates, CA 90274  
 Traderclub@aol.com

273	Big Dipper	\$250	<5	Jun-97	194	LeBeau, Lucas and David Elden have formed the System Traders Club. Their objective is to provide robust and simple systems to their subscribers. All logic is fully disclosed and Trade Station code is available.
274	Lil' Dipper	\$250	<5	Aug-97	149	
275	25 X 25	\$250	<5	Oct-97	219	
297	Serendipity	\$250	<5	Jan-99	96	
298	Sidewinder	\$250	<5	Jan-99	241	
331	Crossbow	\$250	<5	Oct-99	47	
335	Strategic	\$250	<5	Oct-99	251	

**Lok Tsz Chun**

b201lok@yahoo.com.hk

649	Hong Kong-- iMoney	\$500/qtr	?	Oct-08	124	Black Box \$500 per quarter
-----	--------------------	-----------	---	--------	-----	-----------------------------

**longtermtrading.com**

2736 Brentwood Pl. • Davis, CA 95616  
 (530) 758-6969 • Fax: (530) 758-5173 • info@longtermtrading.com

338	Countdown	\$695	<5	May-01	127	Longtermtrading.com firmly believes that all potential traders must be fully informed as to a system's long term, non-optimized track record prior to its use. They strongly advise all prospective customers to fully explore their systems' track records on
339	Waverider	\$995	<5	May-01	20	
340	Ready-Set-Go	\$995	<5	May-01	155	
343	CoatTails	\$695	<5	May-01	112	
380	Anomaly 1	\$995	<5	Mar-02	114	
381	Anomaly 2	Both \$1295	<5	Mar-02	153	

**Lowry, Scott**

9827 Waltham Dr. • Richmond, VA 23233  
 (804) 741-8765 • Fax: (804) 741-1654 • www.FutureMagic.com

309	Theta	\$250/quarter lease only	???	Jun-00	29	Black box system available for lease only. Trade the first 60 days free.
-----	-------	--------------------------	-----	--------	----	--

**McLarney, David**

1003 Milchling Drive • Bel Air, MD 21015  
 (410) 893-8928 • Fax: (410) 638-0208 • flya7571@home.com

347	STO-X	\$500/ea	<10	Jan-01	183	TradeStation compatible trading systems.
346	High/Low Swing	or \$800 for both	<10	Jan-01	228	

**Mermer, Michael**

Traders Software  
 Voice: (954) 753-0199 • Fax: (954) 753-1804 • tsci@bellsouth.net

650	Auto Scalper 2	\$2,500	???	Oct-08	254	TradeStation compatible trading systems.
-----	----------------	---------	-----	--------	-----	--

**Nakayama, Kazuhiko**

www.swingwaver.com

525	Naka89	See Vendor.	????	Dec-05	217	
-----	--------	-------------	------	--------	-----	--

**Nishimura, Takaiku**

1-13 Chester Court 906 \* Nihonbashi-Koamicho, Chuo-ju \* Tokyo JAPAN 103-0016  
 Voice: +81-3-5856-4601  
 www.wvittrading.jp/index2.html

524	FUJIKO.N	Lease Only.	?	Dec-05	100	
548	24.Fujiko	Lease Only.	?	Mar-06	105	

**Orhan, Nihat**

+41-79-590 91 79 • isvip@bluewin.ch

470	EGE 6%	\$2,500	???	Apr-04	6	Not tracked at this time.
473	EGE 7 HighLow	\$2,750	???	Aug-04	NLT*	

**Panagakis, George**

555 Baywood Dr. • Newport Beach, CA 92660  
 (888) 887-1125 • george92075@aol.com

221	Euro\$Indicator	\$475	1	Mar-95	77	Simple mechanical ED system
225	Bond and Yen Trading Sys	\$1,900	5	Aug-95	232	Simple mechanical system.

**Vendor Directory**
**#1-2010**

Sys #	System Name	Cost	# of Parameters	Release Date	Rank this issue	Notes:
<b>Pee, S.L. and Pee, M.H.</b>						
Blk 660, #08-136 • Jin Tenaga • Singapore 410660 p6608136@magix.com.sg						
323	The Ultimate Trading Device I	\$3750 for both	<5	Aug-00	250	
324	The Ultimate Trading Device II		<5	Aug-00	48	
322	Moving Average Reversal Sys	\$1,075	<5	Jun-00	263	
350	Challenger	????	<5	Mar-01	216	
<b>Petros Development Corp.</b>						
Voice: (305) 630-9138 • Fax: (305) 574-7817 info@adromedafutures.com • www.andromedafutures.com						
364	Andromeda	\$995 Disclosed	????	Dec-01	150	See vendor for complete pricing structure.
409	Abalone	\$99	<5	Sep-02	243	
440	Pegasus	\$1,495	<5	Sep-03	171	
441	Andromeda 2	See vendor	<5	Oct-03	145	
<b>Poxon, Dave</b>						
Turning Point Research www.turningpointresearch.com Voice: (416) 907-2990 • Fax: (416) 907-9653						
568	Qtech S&P	\$1,299	????	Sep-06	4	
<b>Profit Quest</b>						
Route 4 Box 2100 • Montpelier, VT 05602 (802) 223-9705						
231	ProfitQuest	\$495	3	Dec-95	8	Simple system; Software included.
<b>PWA Futures</b>						
2607 Partridge Ave • Arlington, TX 76017 (972) 386-2901						
111	DCS II	\$995	4	Jan-90	236	Optimizable. Software.
196	Mystery System	\$95	2	Nov-93	67	Simple rules.
299	Trend One	\$125	3	Apr-99	162	
<b>Reiter, Dave</b>						
P.O. Box 698 • Gainesville, TX 76241 (800) 974-8707 • 940-759-2191 firstcapital@ntin.net • www.dynamictradinggroup.com						
467	Dynamic Trend Trader	\$199	10+	Apr-04	54	Fully disclosed
<b>Reppas, David</b>						
dreppas@sbcglobal.net						
656	Jen Jammer	TBD	???	Jan-09	80	
<b>Robertson, Emily</b>						
1525 200th St., Langley, BC CANADA V2Z 1W5 Emily@TruNorthFarm.ca • www.TrueNorthFarm.ca/trading						
442	Vixen	\$799	???	Feb-05	NLT*	Mini Russell & mini Midcap daytrade system for TradeStation
<b>Ruggiero, Murray</b>						
1-866-550-0550 www.tradersstudio.com						
515	Trend Harmony	\$999	???	Dec-05	46	Available with TradersStudio for \$1,499.
561	Super Turtle Trader	\$799	4	Dec-05	11	Price includes TradersStuido
571	Simple Harmony	See vendor	???	Dec-05	23	Price includes TradersStuido
<b>Saidenberg, Rick</b>						
35 Tamarack Way • Pleasantville, NY 10570 rbreaker@spitfire.net						
186	R-Levels	\$2,000	9	Jul-93	101	Simple rules; Trade Station code included.
187	R-Breaker	\$3,000	11	Jul-93	64	Trade Station code and R-Levels included.
<b>Schmidt, John</b>						
16 Augusta Drive, # 5 • Vernon, NJ 07462 (973) 209-0105 • jonpau@earthlink.net						
106	1-2-3 System	\$300	5	Dec-89	213	Non optimized systems can be purchased
198	1-2-3-4 System	\$400	7	Dec-93	43	through Futures Truth.
<b>Seival Systems</b>						
Seival Systems Av. Dr. Nilo Pecanha # 2828 Suite 1408 Porto Alegre - Brazil - 91330-001 www.seival.com <http://www.seival.com>						
404	SAGA	See vendor	???	Apr-04	135	
491	HiProb	See vendor	???	Jan-05	66	
572	Hi%Mid	See vendor	???	May-06	126	



Sys #	System Name	Cost	# of Parameters	Release Date	Rank this issue	Notes:
-------	-------------	------	-----------------	--------------	-----------------	--------

**Stafford Trading Co.**

3340 Peachtree Rd. • Tower Place, Suite 1800 • Atlanta, GA 30326  
(404) 812-5360 • (800)-270-1362

133	Universal	\$995 Rules/ \$350 Soft.	5	Oct-91	199	S&P Daytrade system designed for today's volatility
171	FT S&P Daytrade	\$650	6	Jun-92	107	
199	Universal LT	inc. in Univ.	5	Apr-93	146	
258	Stafford S&P Daytrade	\$1,200/\$1,800	9	Apr-97	53	
304	Pendulum	\$495	>5	Jan-00	134	
468	Universal 2.0	see vendor	5+	Nov-03	181	

**Staman, Troy**

P.O. Box 145 • Melbeta, NE 69355  
trader@actcom.net

123	Reverse Trend Entry	\$350	12	Aug-89	226	Not optimized. Simple rules.
124	Black or White	\$295 Rules/ \$300 Software	3	May-90	255	Not optimized. Simple rules.

**Stowell, Joseph**

Money Mgmt. Services  
10314 Aldrich Avenue • North Rose, NY 14516  
(315) 587-9651

204	NCR	\$1,000	10+	Dec-93	235	Not optimized. Rules.
-----	-----	---------	-----	--------	-----	-----------------------

**Strategic Trading Systems, Inc.**

Dean Hoffman (717) 766-7971  
591-23 Geneva Drive • Mechanicsburg, PA 17055  
(877) 682-5871 • Dhoffman@TradersTech.Net • www.TradersTech.Net

342	Checkmate	\$1,695	??	Apr-01	173	See vendor for complete pricing structure.
374	Synergy	\$1,995	??	Mar-02	7	
483	Fusion	\$2,495	??	Dec-04	NLT*	

**Stuckey, Randy**

MindFire Systems  
5 Cedar Lane • Crawfordsville, IN 47933  
(765)866-8001

212	Catscan	Same as Catscan II	6	Oct-94	258	Some markets have been dropped & added, check release date for each mkt. CatScan system with 1 more optimized parameter.
226	Catscan II	\$1875 Rules / \$150 T. S. code	6	Aug-95	230	
253	Golden SX	\$1,475	5	Jul-96	172	Simple system with 2 optimized parameters.
254	Golden SX CONST.	with GOLDEN SX	5	Jul-96	224	Same as Golden SX with fixed parameters.
280	Millennium 2000	\$1,475	5	Mar-98	86	Simple system with 2 optimized parameters.
344	STAT	\$1,475	<5	May-01	163	STAT system with fixed parameters.
345	STAT Constant	with STAT	<5	May-01	121	
421	Catscan III		>5	May-03	211	
422	Catscan III CONST.		>5	May-03	63	Discount available when upgrading from earlier version.
563	Catscan IV	\$1,450	?	Nov-06	99	
564	Catscan IV CONST	\$1,450	?	Nov-06	57	

**Studnicki, Walter**

C.E.R. Institute Inc.  
PO Box 12176 • Scottsdale, AZ 85267  
(602) 991-3410

17	Trender	\$377	6	Jan-87	204	Not optimized. Trading rules.
139	T Bonds Day Trade	???	6	Jan-87	188	Not optimized. Trading rules.
140	Support/Resistance	???	9	Jan-87	237	Not optimized. Trading rules.

**TAURUS Corp.**

Michael & Rachel Chisolm  
One South Washington St. • Winchester, VA 22601-4129  
(540) 667-4827 • Fax: (540) 667-7484 • taurusco@intelos.net • www.tauruscorp.com

177	Grand Cayman System	\$3,500	>5	Jun-92	98	Original version of this system. The price listed is for the Black Box.
-----	---------------------	---------	----	--------	----	---

**Thieme, Ronald**

11012 Bushnell CT • Fort Wayne, IN 46845  
(219) 490-6187

233	Zenith*1000	???	10+	Oct-95	32	Short term S&P system - TradeStation comp.
-----	-------------	-----	-----	--------	----	--

**TimingCharts.com**

\$2,995  
www.timingcharts.com • shay@timingcharts.com

604	Trend Weaver	???	???	Aug-07	133	
-----	--------------	-----	-----	--------	-----	--

**Tolan, John**

1501 Walz Ave. • Glenwood Springs, CO 81601  
(970) 948-6211 • info@trendchannel.com • www.trendchannel.com

292	Trendchannel	See vendor	<5	Jun-98	207	Very simple system that can trade a very diverse portfolio.
-----	--------------	------------	----	--------	-----	---

**Vendor Directory #1-2010**

Sys #	System Name	Cost	# of Parameters	Release Date	Rank this issue	Notes:
-------	-------------	------	-----------------	--------------	-----------------	--------

**Traders Software**

Ray Copeland  
 4100 NE 2nd Avenue, Suite 211 • Miami, FL 33137  
 Fax: (206) 600-7348 • www.advantzteam.com/en/analytics/prophet.php

93	Trader's Profit Motive	\$2,500	3	Aug-89	33	Simple rules or software.
----	------------------------	---------	---	--------	----	---------------------------

**The Trading Systems Broker**

thetradingssystemsbroker@hotmail.com

619	Alpha DT	\$1,500	???	Jan-08	154	
620	Beta DT	\$1,500	???	Jan-08	253	
621	CTA3 SW	\$1,500	???	Jan-08	17	
622	CTA4 SW	\$1,500	???	Jan-08	102	
623	CTB3 SW	\$1,500	???	Jan-08	9	
624	CTB4 SW	\$1,500	???	Jan-08	61	
625	Delta DT	\$1,500	???	Jan-08	176	
626	Echo DT	\$1,500	???	Jan-08	248	
627	Kilo SW	\$1,500	???	Jan-08	206	
628	Lima SW	\$1,500	???	Jan-08	193	
629	Oscar SW	\$1,500	???	Jan-08	164	
630	Zulu SW	\$1,500	???	Jan-08	227	

**TradingVisions Systems, Inc.**

7321 N. Altamont St. • Spokane, WA 99217  
 Voice (509) 466-8435 or (800) 878-1983 • Fax (330) 248-0034 • Systems@TradingVisions.com • www.TradingVisions.com

327	EarlyBird	\$2,995	<5	Jan-01	196	Price includes all EarlyBird releases
397	EarlyBird II	\$2,995	>10	Aug-02	212	Price includes all EarlyBird releases
415	Impetus	\$2,995	???	Jan-03	252	Price includes both Impetus releases
431	EarlyBird III	\$2,995	???	Mar-03	205	Price includes all EarlyBird releases
438	Spectrum	See vendor	???	Aug-03	82	
469	Axiom Index	\$2,995	???	Apr-04	113	
471	Axiom Long Term	\$1,250	???	Apr-04	174	
509	Delphi Universal	\$2,995	???	Sep-05	68	Price includes all Delphi releases
589	Impetus SP	\$2,995	???	Dec-06	178	Price includes both Impetus releases
594	Delphi Universal II Day	\$2,995	???	Jun-07	92	Price includes all Delphi releases
595	Delphi Universal II	\$2,995	???	Jun-07	88	Price includes all Delphi releases

**Trendfinder Trading Systems LLC**

www.inspiredtradingssystem.com  
 Gary Hart 480-947-8520  
 12256 N. 78th St.  
 Scottsdale, AZ 85260

673	Trendfinder - Bobcat 1	\$100/month/Cont.	????	Jun-10	129	Multiple month discounts are available.
674	Trendfinder - Bobcat 2	\$100/month/Cont.	????	Jun-10	72	
675	Trendfinder - Cougar	\$100/month/Cont.	????	Jun-10	58	Systems are trade through authorized brokerage firms.
676	Trendfinder - Lion 1	\$100/month/Cont.	????	Jun-10	156	
677	Trendfinder - Lion 2	\$100/month/Cont.	????	Jun-10	69	
678	Trendfinder - Tiger	\$100/month/Cont.	????	Jun-10	231	

**Van Essen, Emil**

2024 N. Racine Unit G • Chicago, IL 60614  
 (773)296-4363

288	EVE T-Bond Trader	\$1,000	>5	Mar-98	187	Trading Rules.
267	XS_Bonds	\$1,500	>5	Nov-97	209	Compatible with Easy Language.

**Veecee Corp.**

Van Gothreaux  
 209 Lauren Drive • Scott, LA 70583  
 Voice: (337) 344-9939

437	VC Daytrader	\$200/month/SP	???	Aug-03	214	
-----	--------------	----------------	-----	--------	-----	--

**Vivienne, Chris**

Voice: 207 746 7476  
 chrismartin@fairpoint.net

647	Chrisvivienne	\$50 per month	???	Aug-08	5	
-----	---------------	----------------	-----	--------	---	--

**Waldock, Andy**

Awaldock@aol.com • www.waldocksignals.com

306	DCB Bond System	See Vendor	6	Jan-00	221	
540	DCB Wheat	See Vendor	???	Dec-05	143	
541	DCB Crude	See Vendor	???	Dec-05	201	
542	DCB Lean Hogs	See Vendor	???	Dec-05	34	
543	DCB Coffee	See Vendor	???	Dec-05	169	
544	DCB Lumber	See Vendor	???	Dec-05	229	
545	DCB Natural Gas	See Vendor	???	Dec-05	168	
546	DCB Cotton	See Vendor	???	Dec-05	76	
547	DCB Swing	See Vendor	???	Dec-05	94	

Sys #	System Name	Cost	# of Parameters	Release Date	Rank this issue	Notes:
-------	-------------	------	-----------------	--------------	-----------------	--------

**Watson, Brian**

558 Linville Rd • Kernersville, NC 27284  
(336)785-0750

271	Athena	\$995	>5	Jun-96	139	Easy Language Code is available.
-----	--------	-------	----	--------	-----	----------------------------------

**Wilder, Welles**

Trend Research Ltd. • PO Box 128 • McLeansville, NC 27301  
(336) 698-0500

65	Parabolic Stop	\$65	4	Jan-87	85	Rules for all systems are included in one book.
82	Directional Movement		2	Jan-87	131	
84	Swing Index System		7	Jan-87	147	
85	Volatility		5	Jan-87	159	

**Wright, David**

33 Fourwinds Road • London, Ontario • Canada N6K3L1  
(519) 657-7402

125	Dual Cross	\$600	7	May-91	191	Not optimized.
247	Lil' Gapper II	???	3	Jan-91	238	Simple rules.

# Futures Truth Magazine



Let us help you put the pieces together.  
[www.FuturesTruth.com](http://www.FuturesTruth.com)

# Commodity Research Institute



*The trader's broker because we are traders ourselves.*

## ~ System Trading

Atlanta, GA  
(800) 270-1362  
lundish@aol.com

## ~ Competitive Rates

Destin, FL  
(800) 829-7708  
cribroker@aol.com

## ~ Introduce Managed Accounts with NFA member Commodity Trading Advisors

Hendersonville, NC  
(828) 692-4230  
futurest@bellsouth.net

Rowayton, CT  
(203) 838-5348  
hillcwh@aol.com

*For over 30 years . . .*

**Commodity Research Institute**

*CRI is a registered Introducing Broker and NFA member.*

[WWW.COMMODITYRESEARCH.COM](http://WWW.COMMODITYRESEARCH.COM)

Derivative transactions, including futures, are complex and carry a high degree of risk. They are intended for sophisticated investors and are not suitable for everyone. There is a risk of loss in futures trading.





RULE BASED TRADING MAKES SENSE TO ME. I LIKE TO TRADE THE HIGHEST RATED COMMODITY SYSTEMS ACCORDING TO FUTURES TRUTH. I REALIZE THAT MAKING MONEY INVESTING ISN'T EASY. IT TAKES KNOWLEDGE, EXPERIENCE AND HARD WORK. I'M NOT WILLING TO SPEND MY DAY STARING AT COMPUTER SCREENS. I NEED PEOPLE WORKING FOR ME THAT I CAN RELY ON. I TRADE WITH WORLDWIDE FUTURES SYSTEMS.



*Giving system traders  
the edge...Worldwide*



WE SPECIALIZE IN THE DEVELOPMENT, MONITORING AND EXECUTION OF ALTERNATIVE INVESTMENT PORTFOLIOS USING WHAT WE BELIEVE ARE THE WORLDS BEST FUTURES TRADING SYSTEMS.

TOM REAVIS  
WWW.WWFSYSTEMS.COM › PHONE: 800-982-5321

AN INVESTMENT IN FUTURES CONTRACTS IS SPECULATIVE, INVOLVES A HIGH DEGREE OF RISK AND IS SUITABLE ONLY FOR PERSONS WHO CAN ASSUME THE RISK OF LOSS IN EXCESS OF THEIR MARGIN DEPOSITS. YOU SHOULD CAREFULLY CONSIDER WHETHER FUTURES TRADING IS APPROPRIATE FOR YOU IN LIGHT OF YOUR INVESTMENT EXPERIENCE, TRADING OBJECTIVES, FINANCIAL RESOURCES, AND OTHER RELEVANT CIRCUMSTANCES. PAST PERFORMANCE IS NOT NECESSARILY INDICATIVE OF FUTURE RESULTS.