

TRADE
ANGLE
STRATEGIES

TAS Indicator Suite™ Overview

You can learn the hard way as we have done along with most traders. Or you can invest a little time with Trade Angle Strategies (TAS) to dramatically speed up your learning curve!

To illuminate your trading path, our world-class indicators will help you develop a truly institutional-level, discretionary trading style.

Give us a review—we know you'll see how we can be part of your equation in trading successfully and perpetually improving your results.

Best wishes in all of your trading endeavors.

The Trade Angle Strategies Team

CONTENTS

- 2** Introduction
- 3** TAS Indicator Suite™
 - 3** TAS Price Map
 - 4** Price Compression Levels
 - 5** Dynamic Profile
 - 6** VIX
 - 7** VIX Differential

The TAS Indicator Suite™ is available for these Trading Front Ends: NinjaTrader, dt Pro, TradeStation, and Sierra Chart

Contact us at 877-896-7998 or questions@tradeangle.com.

REAL TIME GUIDANCE IN ANY MARKET

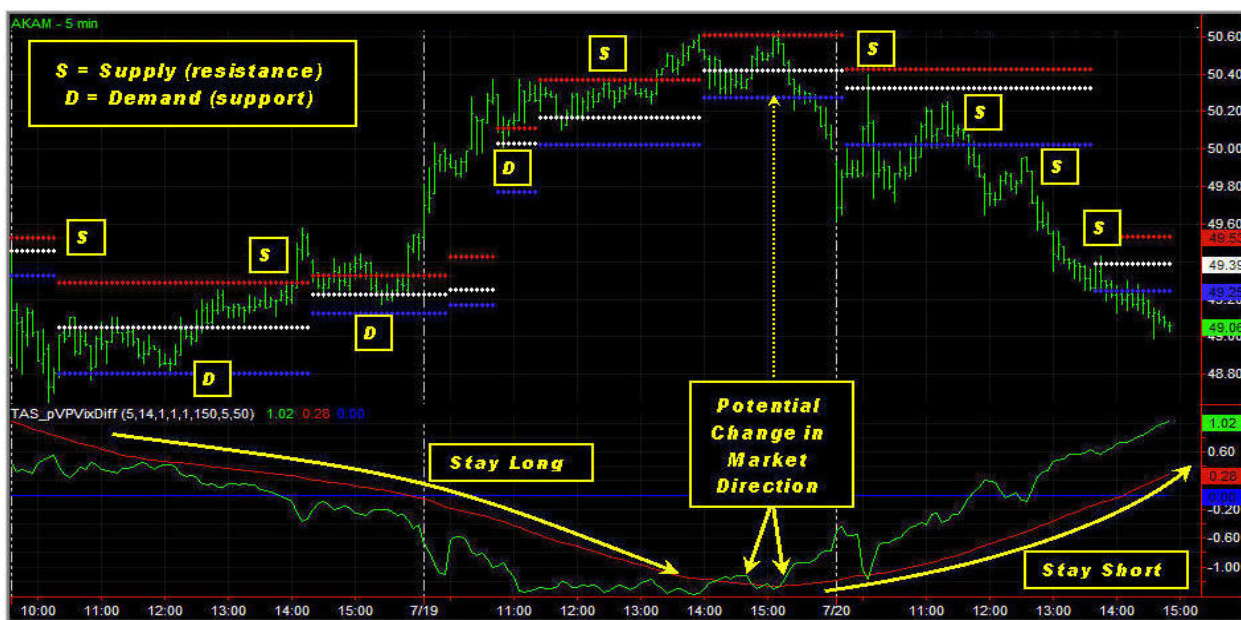
Tunable To Your Trading Style

We know the value of accurate and time market-generated information. And to profitably trade, we think that you should also. Why? *Because markets were created for Commercials and Institutions.* Markets were created for them to take money from you.

TAS Indicator Suite™ allows you to know where these "Big Players" have traded. They cannot hide any more. What information to have!

Most firms selling trading tools love to tell you how great their product is and how you can make millions of dollars if you just buy them and do what the system tells you to do. They give you 1000% return statistics on paper and say to you, "How could you not use this great gift that's landed in your lap?"

At Trade Angle Strategies, LLC (TAS), we have decided that you should see these in action, making money on a day over day basis before you make any purchase decision. This is why we have a real-time [Futures Trading Room](#) environment where we are trading our own money with our indicators—showing you the power of the TAS Indicator Suite™.



THE TAS INDICATOR SUITE™—ACCURATE, TIMELY AND RESPONSIVE

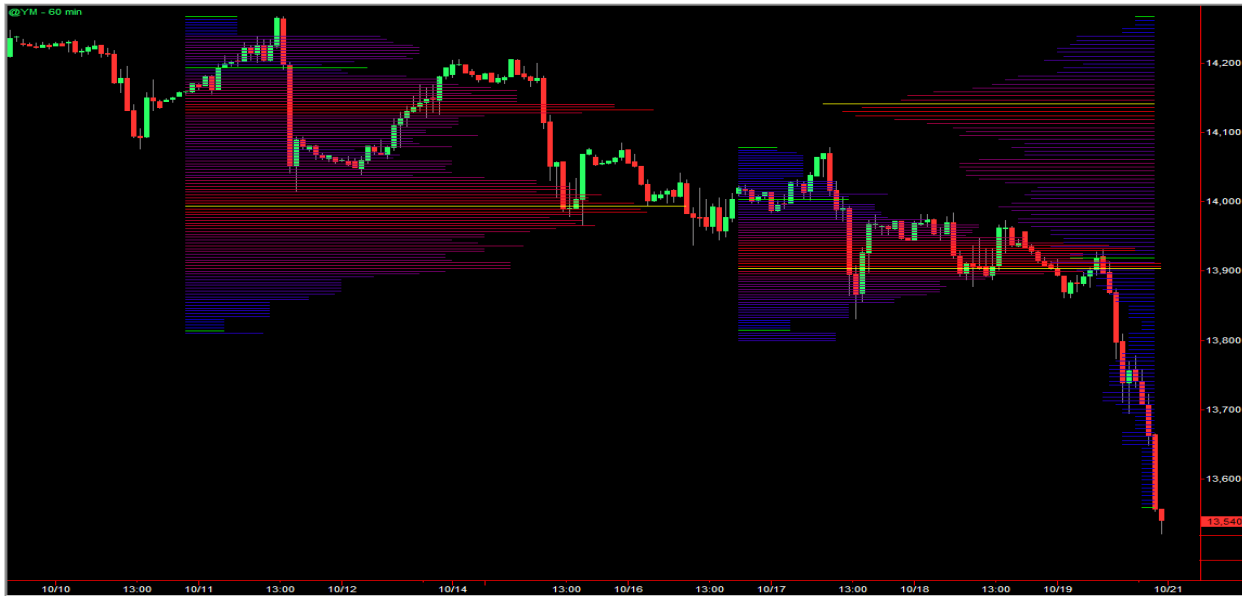
Our suite of proprietary indicators is the ultimate set of tools to help you trade with the institutional players—and take the guesswork out of your trading and trading plan. Each of these indicators may be used on their own or as part of an overall system of trading tactics and strategies. The indicators listed below are just a few included in the TAS Indicator Suite™:

1. TAS Price Map
2. TAS Price Compression Levels (a.k.a “Static”)
3. TAS Dynamic Profile (a.k.a. "Boxes")
4. TAS VIX
5. VIX Differential

I. TAS Price Map

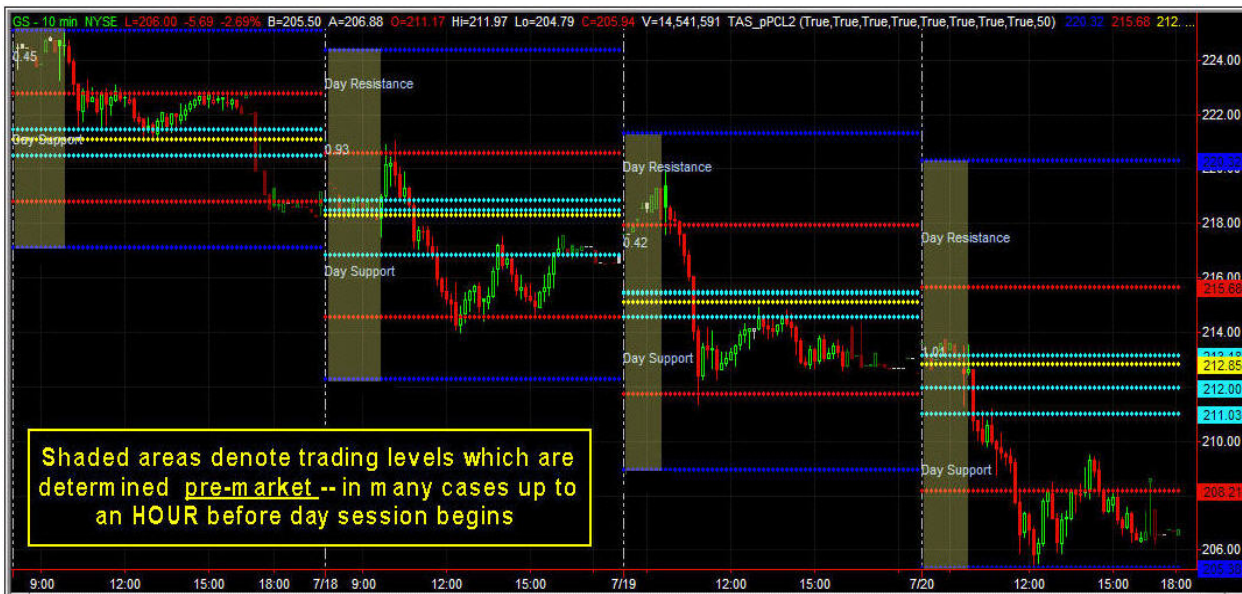
This indicator combines the best of Market Profile® with color-coded volume and multiple-time frame confluence which gives a more accurate detailed quick view of what is happening now and in the future.

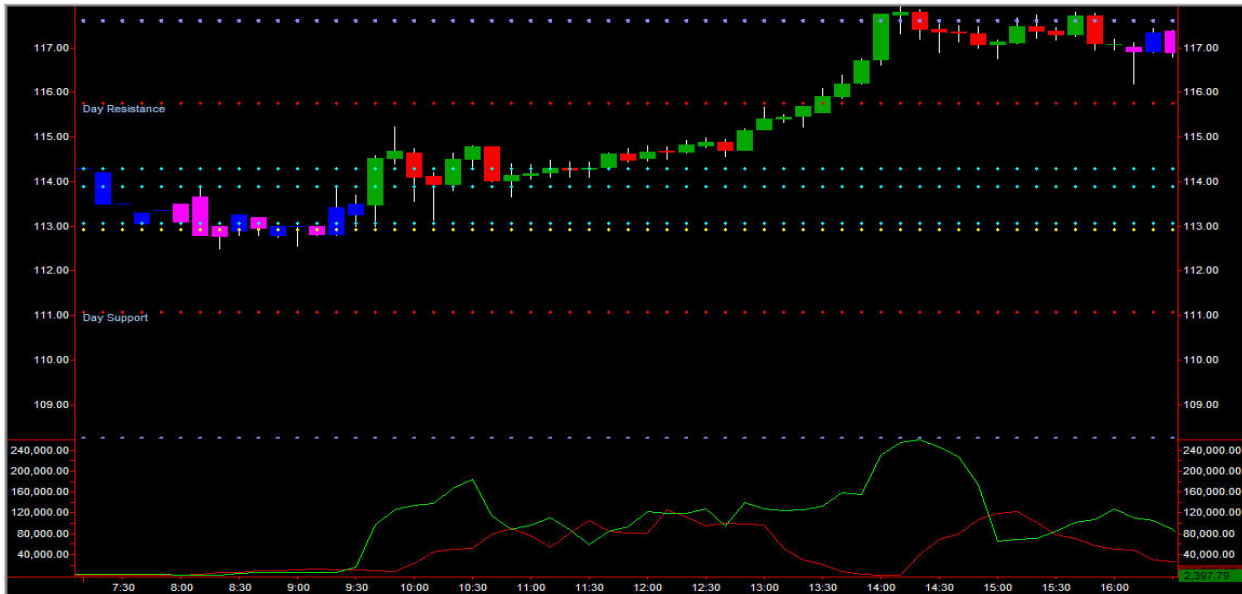




II. Price Compression Levels

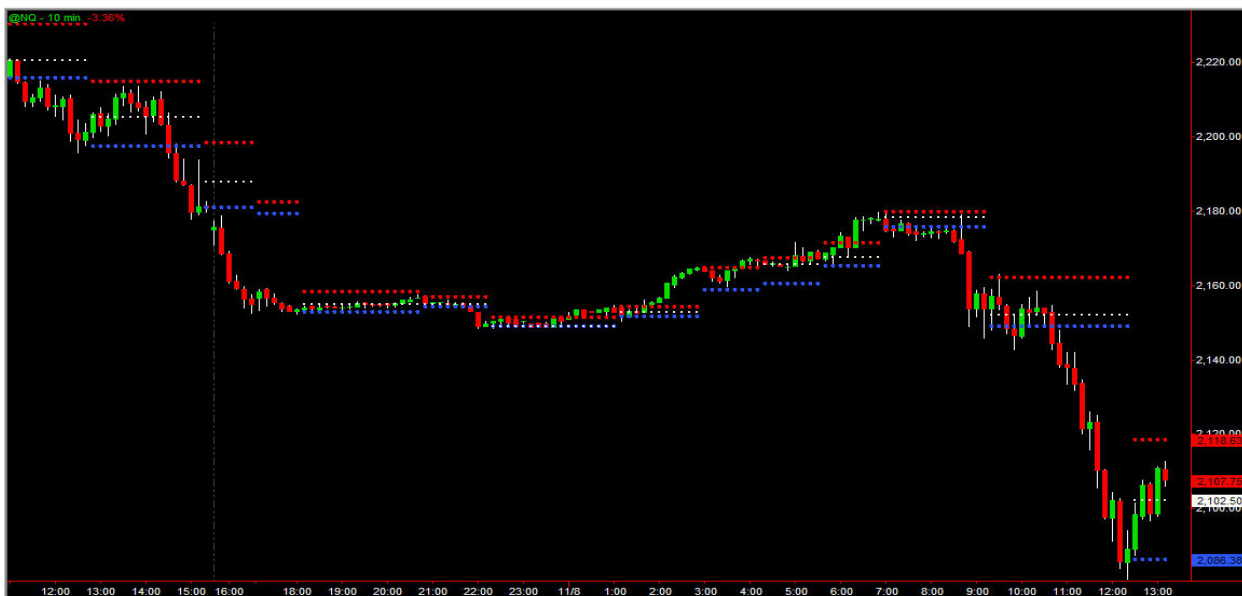
This indicator is known in our [Futures Trading Room](#) as "Static". It simplifies the immediate levels of Volume Analysis, volume aggregation and multiple-time frame confluence and displays accurate targets of demand and supply levels for the day's trading.





III. TAS Dynamic Profile

This indicator is known in our [Futures Trading Room](#) as "Boxes". It is a dynamic Market Profile®- and volume-based analysis trading tool that dramatically speeds up intraday trading analysis in multiple time frames to suit your trading style and risk tolerance





IV. TAS VIX

Our proprietary volatility index which, unlike the actual VIX, is portable to all markets and gives us the true measure of buying and selling pressures in the marketplace. Illustrations shown are captured from our live [Futures Trading Room](#). The TAS VIX is shown in the lower panel of the charts.





V. TAS VIX Differential

This indicator is our proprietary market timing and trade management indicator. We use this dynamic tool as the backbone of our entry and exit methodology.







We have numerous complimentary and interlocking components available for purchase or leasing and all of them have the TAS logic as the core decision-making process behind them.

Our goal is to have you to learn how to use our products under real market conditions and in real-time—not in a theoretical environment on paper.

Why not go for a test drive, on us?
Try out our TAS Signal Box™ and our Futures Trading Room.

For more information:

www.tradeangle.com
877-896-7998 or
questions@tradeangle.com.

©2008 Trade Angle Strategies, LLC. All rights reserved

This publication along with any charts and examples is for educational purposes only and should ONLY be used to study the actions and activities of the markets. This publication is NOT designed to provide any investment advice and should not be used as such.

Trading can result in large losses and may not be an activity suitable for everyone.

Hypothetical or simulated performance results have certain inherent limitations. Unlike an actual performance record, simulated results do not represent actual trading. Also, since these trading setups may not have actually been executed, the results shown may have under or over compensated for the impact, if any, of certain market factors such as lack of liquidity.

To the best of their ability, room moderators will endeavor to discuss trades that they are about to make for their own accounts. However, because of timing, urgency, ongoing room commentary, technical limitations or any other reason, some positions will not be posted. Moderators may also be trading multiple accounts and/or have accounts or investments outside the scope of the trading and training room. In no case is any trading idea posted a recommendation or an opinion of what you should be doing. Moderators discuss trade ideas in the room for educational purposes only.

Simulated trading programs in general are also subject to the fact that they are designed with the benefit of hindsight. No representation is being made that any account will or is likely to achieve profits or losses similar to those shown.

The author(s), publisher(s) and room moderators are not providing investment or trading advice and do not make claims, promises, or guarantees that any suggestions, systems, trading strategies, or information will result in a profit, loss, or any other desired result. By virtue of your subscription, paid or otherwise, this information is being specifically provided at your request. All readers and room participants assume all risk, including but not limited to the risk of trading losses.

Earnings and economic releases posted in our trading and training rooms are typically provided by Briefing.com and are subject to change without notice. Please verify all earnings dates with an independent source of your choice. Please remember that all market commentary in our rooms is for educational purposes only and should not be construed as investment advice regarding the purchase or sale of securities, options, equities or any other financial instrument of any kind. Information for our market observations is obtained from sources believed to be reliable, but we do not warrant its completeness or accuracy, or warrant any results from the use for this or any information provided in our trading and training rooms.

THIS IS NOT A SOLICITATION TO BUY OR SELL SECURITIES. Always seek the advice of your professional investment advisor before making any investment decisions.